

OFFICE FURNITURE BUYERS GUIDE 2014






Indulge yourself with the contemporary elegance offered by the Performance Signature Wood Collection. Made from select North American cherry and walnut veneers combined with select hardwood edging, the collection's graceful lines, elegant edge detail and premium finish will add style, luxury and warmth to any office. Available in hand rubbed Cherry and Espresso finishes.

Workstation Shown:
 PV577L, PV593, PV543, PV566,
 PV544ND, PV44WD, EZ0036, PL118
 List \$4313

Features

- Universal components allow for reconfiguration
- Full extension ball bearing glides on all drawers
- Lock, grommets and leveling glides standard
- Durable high-gloss polyurethane finish
- Distinctive fluted edge detail
- Stylish drawer pulls

Available Finishes



Workstation Shown:
 PV577R, PV545, PV566
 List \$2410

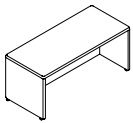


Distinctive fluted edge detail
 made from solid hardwood

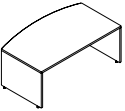


Solid hardwood edging
 on all gables

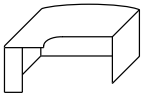




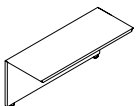
Desk Shell
PV501 - 71"W x 36"D
List \$1070



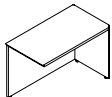
Bow Front Desk Shell
PV589 - 71"W x 36"/41"D
List \$1150



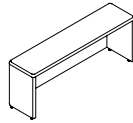
Bow Front w/Corner Ext.
PV577 L (shown) or R
71"W x 30"/36"/48"D
List \$1270



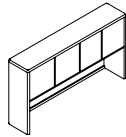
Bridge
PV570 - 48"W x 24"D
List \$470
PV593 - 35"W x 24"D
List \$350



Return - Reversible
PV545 - 48"W x 24"D
List \$525
PV592 - 35"W x 24"D
List \$460

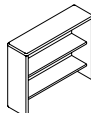


Credenza Shell
PV543 - 71"W x 24"D List \$750



Hutch without Doors 36"H
PV544ND - 70"W x 15"D List \$910

Wood Doors for PV544ND Hutch
PV44WD List \$190



Open Hutch 36"H
PV553 - 36"W x 14"D List \$545

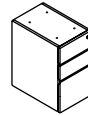


Vertical Hutch Organizer
PL122 Black Only List \$115

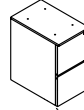


Task Lights For Hutch - Fluorescent
PTL24 - 24"W List \$103
PTL48 - 48"W List \$133

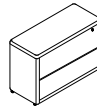
Task Lights For Hutch - LED
PTL24LED - 24"W List \$155
PTL48LED - 48"W List \$284



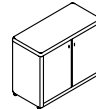
Deluxe Pedestal - Full
PV566 - 2 Box / File 22"D List \$615



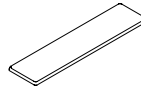
Deluxe Pedestal - Full
PV575 - File / File 22"D List \$615



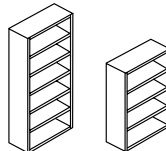
2-Drawer Lateral File With Removable Top
PV512T - 36"W x 22"D x 29.5"H
List \$1050



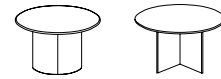
Storage Cabinet With Removable Top
PV513T - 36"W x 22"D x 29.5"H
List \$835



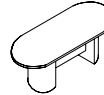
Cabinet Top
PV510 - 72"W x 22"D x 1"H List \$360



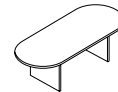
Bookcases 32"W x 14"D
PV555 - 48"H List \$829
PV556 - 71"H List \$995



Round Table - Drum Base
PV529D - 44" List \$920
Round Table - Cross Base
PV529P - 44" List \$738



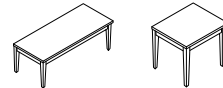
R/T Conference Table - 1/2 Drum Base
PV560 - 95"W x 44"D List \$1873
PV561 - 120"W x 48"D (2pc top) List \$2268
PV562 - 144"W x 48"D (2pc top) List \$2836



R/T Conference Table - Panel Base
PV535P - 71"W x 35"D List \$1166



Presentation Board
PV500 - 48" x 48" List \$1022



Coffee/End Table - 24"D
PV519 - 49"W x 16"H List \$460
PV520 - 24"W x 20"H List \$348

Not all items stocked in all locations. Please call for availability.



PV512T/553



PV512T



PV513T



PV556



PV520



Introducing the Step Front Laminate Series combining a modern 21st century design with practicality and value. Features include stepped back modesty panels, optional acrylic panel insert and designer hardware. The Step Front Laminate Series components are fully compatible with our popular Classic Laminate Series for added versatility and flexibility. Greenguard certified for a healthier environment.

Workstation Shown: PL112, PL152, PL152GLDRSI, PL1440H, PL44SGD(2), PL118, PL182L/R, PL193, PL166, PL489, PL71SGM, PL468-36, PL466-36
 List: \$4374


Features

- 3 mil PVC Tough Edge on all exposed edges
- Choice of 3 laminate finishes
- Top quality Steel Ball Bearing Drawer Slides
- Metal connections for increased durability
- Flared drawer pulls for an enhanced look
- Core removable locks, grommets and leveling glides included

Available Finishes



Edge Detail



3 mil PVC Tough Edge



Workstation Shown: PL1440H, PL44LD(2), PL182L/R, PL166, PL118, PL193, PL489, PL468-36, PL466-36
 List: \$2431



Workstation Shown: PL477L/R, PL466-30, PL468-42, PL143, PL193, PL166, PL1440H, PL44LD, PL118VISC, EZ0036 List: \$2539



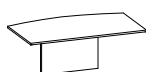
Keyboard Tray:
EZ0036 List \$112

Workstation Shown:
PL477L/R, PL466-30, PL468-42,
PL71SGM, PL143, PL193, PL166,
PL1440H, PL44SGD, PL118VISC
List: \$2871

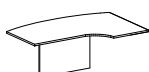


Workstation Shown:
PL489, PL466-36(2), PL71SGM,
PL112, PL113, PL110, PL1440H,
PL44SGD, PL118VISC
List: \$3207

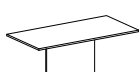
Step Front Laminate Series Components



**Bowfront Top
w/ Laminated
Modesty Panel**
PL489
71"W x 36"/41"D
List: \$309



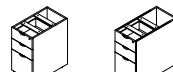
**Bowfront Top w/
Corner Ext. &
Laminated Modesty
Panel**
PL477R (shown) or L
71"W x 30"/36"/48"D
List: \$410



**Desk Top
w/ Laminated
Modesty Panel**
PL401- 71"W x 36"D
List: \$270



Glass Modesty Panel
PL71SGM
(Fits PL489, PL477, PL401)
40"W x 28"H
List: \$340



Box/Box/File Pedestal
PL466-30 (Fits PL477)
16"W x 30"D x 28.5"H List: \$425
PL466-36 (Fits PL401, PL489)
16"W x 36"D x 28.5"H List: \$445



False Pedestal 15.75"W
PL468-36 (Fits PL401, PL489)
35.5"D x 28.5"H List: \$200
PL468-42 (Fits PL477)
41.5"D x 28.5"H List: \$225

Coordinates with all Classic Laminate casegoods see pages 6 - 14.




Rich in styling and superior in construction, the Performance Laminate Series offers an intelligent solution to any workstation need. Available in a wide range of components and sizes, it can be easily pieced together to create the configuration that best suits your needs. Attention to detail in design, quality of hardware, and use of premium grade laminate work surfaces ensure years of trouble free use.

Workstation Shown:
PL177L/R, PL193, PL143, PL166,
PL1440H, PL44SGD(2), PL118,
PL112(2), PL152(2), PL152GLDRS(2),
EZ0036 List: \$5086

Features

- 3 mil PVC Tough Edge on all exposed edges
- Choice of 6 laminate finishes
- Top quality Steel Ball Bearing Drawer Slides
- Metal connections for increased durability
- Flared drawer pulls for an enhanced look
- Core removable locks, grommets and leveling glides included

Available Finishes



*Maple not stocked in all locations please call for availability.

Workstation Shown:
PL189, PL193, PL182L/R,
PL166, PL1440H, PL118
List \$1792



Edge Detail



3 mil PVC Tough Edge



Top Quality Drawer Slides

Hutch Options



See Page 11

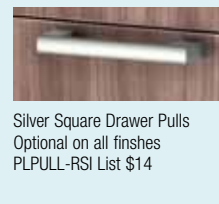
Handle Options



Black - standard on Cherry, Mahogany, Maple and Honey. Optional on all other finishes. List \$12 each




Nickel - standard on Espresso & Modern Walnut. Optional on all other finishes. List \$12 each



Silver Square Drawer Pulls
Optional on all finishes
PLPULL-RSI List \$14

Available Finishes



*Maple not stocked in all locations please call for availability.



Workstation Shown:
PL177L/R, PL193, PL143, PL166,
PL1440H, PL44SGD(2), PL118,
PL160, PL161, PL150
List \$3279

Keyboard Tray: EZ0036 List \$112



Workstation Shown:
PL189, PL193, PL182L/R,
PL166, PL1440H, PL44LD,
PL118VISC, EZ0036
List \$1957



Workstation Shown:
PL133L/R, PL193, PL143,
PL114, PL1440H, PL44SGD,
PL118
List \$2277



Workstation Shown:
PL101, PL197, PL143, PL166
List \$1201



Keyboard Tray: EZ0036
List \$112



Workstation Shown: PL133L/R, PL196, PL166, PL44SGD/PL2080H, EZ0036 List \$1687



Workstation Shown:
PL177L/R, PL192, PL166
List \$1114



Workstation Shown:
PL131, PL192, PL166
List \$861

Performance Laminate Tables



PL120
End Table 24"W x 24"D
List \$195



PL135
Racetrack Table 71"W x 35"D
List \$422
See page 30-32 for conference tables



PL127
Round Conference Table 42" Diameter
with X-Base, 29"H
List \$288



PLT42R
42" Round Table Top
List \$262

PLTXBM33
Black Base
List \$187




Workstation Shown: PL182L/R, PL192, PL166, PL44LD/PL2080H List \$1237

Features

- 3 mil PVC Tough Edge on all exposed edges
- Choice of 6 laminate finishes
- Top quality Steel Ball Bearing Drawer Slides
- Metal connections for increased durability
- Flared drawer pulls for an enhanced look
- Core removable locks, grommets and leveling glides included

Available Finishes



*Maple not stocked in all locations please call for availability.

Workstation Shown:
PL182L/R, PL192, PL166,
PL1440H, PL118VISC
List \$1434



Workstation Shown:
PL181L/R, PL179, PL107,
PL117, PL1400H,
PL40LD(2), EZ0036
List \$1457



Workstation Shown:
PL134, PL145(2), PL107(2), EZ0036
List \$1443



Many other sizes, configurations and finishes are available. Contact your sales representative for details.



Workstation Shown:
PL101, PL1440H, PL44LD,
PL112, PL113, PL110, PL118VISC
List \$2005



Workstation Shown:
PL104, PL107 List \$536



Workstation Shown:
PL101, PL166, PL175 List \$1060



Workstation Shown:
PL102, PL107(2) List \$829



Workstation Shown:
PL102, PL145, PL107, EZ0036
List \$910



Workstation Shown:
PL102, PL145, PL166
List \$902



Workstation Shown:
PL102, PL145, PL166, PL175, EZ0036
List \$1369

Features

- 3 mil PVC Tough Edge on all exposed edges
- Choice of 6 laminate finishes
- Top quality Steel Ball Bearing Drawer Slides
- Metal connections for increased durability
- Flared drawer pulls for an enhanced look
- Core removable locks, grommets and leveling glides included

Edge Detail



3 mil PVC Tough Edge



Top Quality Drawer Slides

Choose a Hutch That Fits Your Needs!



Open Hutch 15"D x 36"H
PL1440H - 71"W List \$376
PL1400H - 66"W List \$361
PL1410H - 60"W List \$355

Shown with optional tackboard



Hutch With 2 Silver Frame Glass Doors - 15"D x 36"H
PL1440H/PL44SGD - 71"W List \$520
PL1400H/PL40SGD - 66"W List \$505
PL1410H/PL41SGD - 60"W List \$499

Shown with optional tackboard



Hutch With 2 Laminate Doors 15"D x 36"H
PL1440H/PL44LD - 71"W List \$416
PL1400H/PL40LD - 66"W List \$401
PL1410H/PL41LD - 60"W List \$395

Shown with optional tackboard



Hutch With 4 Silver Frame Glass Doors 15"D x 36"H
PL1440H/PL44SGD(2) - 71"W List \$664
PL1400H/PL40SGD(2) - 66"W List \$649
PL1410H/PL41SGD(2) - 60"W List \$643

Shown with optional tackboard



Hutch With 4 Laminate Doors 15"D x 36"H
PL1440H/PL44LD(2) - 71"W List \$456
PL1400H/PL40LD(2) - 66"W List \$441
PL1410H/PL41LD(2) - 60"W List \$435

Shown with optional tackboard




High Hutch with 2 Silver Frame Glass Doors
15"D x 48"H x 71"W
PL130*/PL30GLDRSI List \$959
*Not stocked in all locations

Shown with optional tackboard



High Hutch with 2 Laminate Doors
15"D x 48"H x 71"W
PL130* List \$649
*Not stocked in all locations

Available Finishes



*Maple not stocked in all locations please call for availability.

Wall Mounted Storage



Wall Mounted Storage with 2 Silver Frame Glass Doors
15"D x 17"H x 36"W
PL2080H/PL44SGD List \$412




Wall Mounted Storage with 2 Laminate Doors
15"D x 17"H x 36"W
PL2080H/PL44LD List \$308

Wall Mounted Storage without Doors (not shown)
PL2080H List \$268

Tackboard Options



Visconti Fabric



Charcoal Fabric

Task Lights For Hutch



Fluorescent Task Lights
Model No. PTL24 - 24"W List \$103
Model No. PTL48 - 48"W List \$133

LED Task Lights
Model No. PTL24LED - 24"W List \$155
Model No. PTL48LED - 48"W List \$284





Reception Solutions

Workstation Shown: PL182R, PL182L, PL166(2), PL192(2), PBTC36R(2), PBTC36L(2), PBTR36(4), PB2SILV1236ACRYL(8), PBP12(14), PL183(4), PL2080H(4), PL44SGD(4) List \$11,488



Workstation Shown:
PL182L/R, PL192, PL166, PB2SILV1236ACRYL(4), PBP12(7),
PBTR36(2), PBTC36L, PBTC36R, EZ0036 List \$2352



Workstation Shown:
PL182L/R, PL192, PL166, PB2SILV1236VISC311(4), PBP12(7),
PBTR36(2), PBTC36L, PBTC36R, EZ0036 List \$2352

The possibilities are
endless, create your own
reception configuration!

Contact your sales rep for more info today!



Workstation Shown:
PL169, PL180, PL107(2)
List \$1330



Workstation Shown:
PL169 List \$555

Storage Solutions



PL162 List \$330



PL155 List \$251

See page 59 for complete selection of bookcases



PL156, PLBCDK List \$462




PL150 List \$579



PL207 List \$895

Available Finishes



*Maple not stocked in all locations please call for availability.

Handle Options



Black - standard on Cherry, Mahogany, Maple and Honey. Optional on all other finishes. List \$12 each



Nickel - standard on Espresso & Modern Walnut. Optional on all other finishes. List \$12 each



Silver Square Drawer Pulls Optional on all finishes PLPULL-RSI List \$14



PL151 List \$706



PL152, PL112 List \$1075



PL153, PL112 List \$848



PL184 List \$1524



PL113 List \$402

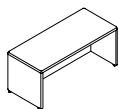


PL112 List \$582

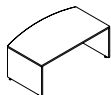


PL114 List \$582

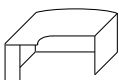
Many other sizes, configurations and finishes are available. Contact your sales representative for details.

**Desk Shell**

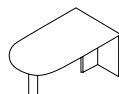
PL101 - 71"W x 36"D	List \$350
PL105 - 71"W x 30"D	List \$350
PL102 - 66"W x 30"D	List \$327
PL103 - 60"W x 30"D	List \$298
PL121 - 48"W x 30"D	List \$287
PL104 - 48"W x 24"D	List \$285

**Bow Front Desk Shell**

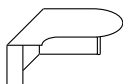
PL189 - 71"W x 36/41D	List \$395
PL187 - 66"W x 30/35D	List \$390

**Bow Front w/Corner Ext.**

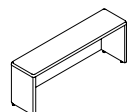
PL177 L (shown) or R	
71"W x 30"/36"/48"D	List \$582

**Bullet**

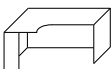
PL131 - 66"W x 30"D	List \$329
PL147 - 71"W x 36"D	List \$349

**Bullet w/ Corner Ext.**

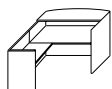
PL133 L (shown) or R	
71"W x 30"/42"D	List \$592

**Credenza Shell**

PL143 - 71"W x 24"D	List \$314
PL111 - 66"W x 24"D	List \$303
PL129 - 60"W x 24"D	List \$295
PL142 - Half Leg 12"D	List \$64
(PL142 attaches to credenza shell for extra support on larger applications)	

**Credenza w/Corner Ext.**

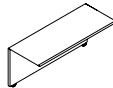
PL181 L (shown) or R	
- 66"W x 24/36"D	List \$376
PL182 L (shown) or R	
- 71"W x 24/36"D	List \$397

**Reception Desk Shell**

PL169 - 71"W x 30"D x 42"H	List \$555
----------------------------	------------

Reception Return - Reversible

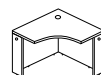
PL180 - 42"W x 24"D x 42"H	List \$273
----------------------------	------------

**Bridge**

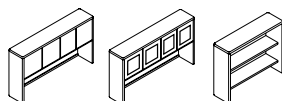
PL170 - 48"W x 24"D	List \$185
PL197 - 42"W x 24"D	List \$182
PL193 - 35"W x 24"D	List \$153
PL188 - 30"W x 24"D	List \$147
PL195 - 24"W x 24"D	List \$139

**Return - Reversible**

PL145 - 48"W x 24"D	List \$220
PL196 - 42"W x 24"D	List \$216
PL192 - 35"W x 24"D	List \$177
PL179 - 30"W x 24"D	List \$170

**Corner Desk Shell**

PL134 - 42"W x 24"D	List \$389
---------------------	------------

**Hutch w/Doors 15"D x 36"H**

PL125 - 48"W	List \$390
--------------	------------

Open Hutch 15"D x 36"H

PL1410H - 60"W	List \$355
PL1400H - 66"W	List \$361
PL1440H - 71"W	List \$376

Laminate Doors For Open Hutch (set of 2 doors)

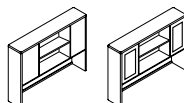
PL41LD - for PL1410H	List \$40
PL40LD - for PL1400H	List \$40
PL44LD - for PL1440H	List \$40

Aluminum Frame Glass Doors For Open Hutch (set of 2 doors)

PL41SGD - for PL1410H	List \$144
PL40SGD - for PL1400H	List \$144
PL44SGD - for PL1440H	List \$144

Open Hutch 36"H

PL153 - 36"W x 14"D	List \$266
---------------------	------------

**Hutch w/Doors 15"D x 48"H**

SOPL130 - 71"W	List \$649
----------------	------------

Optional Frosted Glass Doors for PL130 Hutch

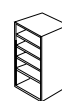
SOPL130GLDRSI - Nickel	List \$310
------------------------	------------

**Tackboard - Charcoal Fabric**

PL115 - Fits PL141	List \$104
PL116 - Fits PL125	List \$103
PL117 - Fits PL140	List \$107
PL118 - Fits PL144	List \$116

Tackboard - Visconti Fabric

PL115VISC - Fits PL141	List \$114
PL116VISC - Fits PL125	List \$113
PL117VISC - Fits PL140	List \$118
PL118VISC - Fits PL144	List \$129

**Vertical Hutch Organizer**

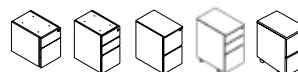
PL122 - Black Only	List \$115
(For use with PL125, PL140, PL141, PL144)	

**Open Wall Mounted Storage 17"H**

PL2080H - 36"W x 15"D	List \$268
-----------------------	------------

Optional doors for PL2080H

PL44LD - Laminate Doors (set of 2)	List \$40
PL44SGD - Aluminum Frame Glass Doors (set of 2)	List \$144

**Hanging Pedestal - 3/4**

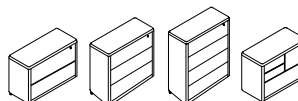
PL107 - Box / File 22"D	List \$251
-------------------------	------------

Deluxe Pedestal - Full

PL166 - 2 Box / File 22"D	List \$355
PL175 - File / File 22"D	List \$355

Mobile Pedestals

PL148 - 2 Box / File 22"D	List \$432
PL149 - File/File 22"D	List \$432

**2-Drawer Lateral File 29"H with Removable Top**

PL112 - 36"W x 22"D	List \$582
---------------------	------------

3-Drawer Lateral File 42"H

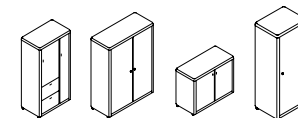
SOPL183 - 36"W x 22"D	List \$1340
-----------------------	-------------

4-Drawer Lateral File 54"H

PL184 - 36"W x 22"D	List \$1524
---------------------	-------------

Combo Lateral File with Removable Top

PL114 - Box / Box / File w/1 Lat.	
31"W x 22"D x 29H	List \$582

**Storage Cabinets 18"W**

PL150 - 24"D x 66"H	List \$579
---------------------	------------

Storage Cabinets 24"W

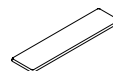
PL207 - 24"D x 66"H	List \$895
---------------------	------------

Storage Cabinets 36"W

PL113 - 22"D x 29"H	List \$402
PL151 - 22"D x 66"H	List \$706
PL152 - 22"D x 36"H	List \$493

Glass Doors for PL152

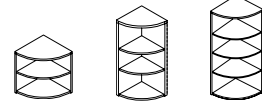
PL52GLDRSI	List \$320
------------	------------

**Cabinet Top**

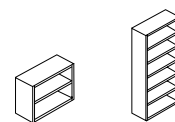
PL110 - 72"W x 22"D	List \$139
---------------------	------------

Pedestal Top

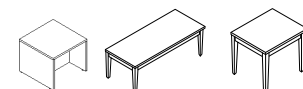
PL66T - for PL166 or 175	List \$44
--------------------------	-----------

**Curved Corner Bookcases**

PL160 - 24"D x 29 1/2"H	List \$300
PL161 - 15"D x 36"H	List \$216
PL162 - 15"D x 66"H	List \$330

**Bookcases 32"W x 14"D**

PL154 - 30"H	List \$173
PL155 - 48"H	List \$251
PL156 - 71"H	List \$350
PLBCDK - Set of 2 bottom doors for PL154, 155 or 156	
	List \$112

**Laminate End Table**

PL120 - 24"W x 24"W x 20"H	\$195
----------------------------	-------

Wood Base/Laminate Top Coffee Table

PL219 - 48"W x 24"D x 16"H	\$299
----------------------------	-------

Wood Base/Laminate Top End Table

PL220 - 24"W x 24"D x 20"H	\$211
----------------------------	-------

**Round Tables**

PL123 - 47"	List \$329
PL127 - 42"	List \$288
PL128 - 36"	List \$283

Racetrack Conference Tables

PL135 - 71"W x 35"D	List \$422
PL136 - 95"W x 44"D	List \$628
PL137 - 120"W x 48"D	List \$881
PL138 - 144"W x 48"D	List \$1185
See pages 30 & 31 for larger tables	

Round Tops

PLT36R - 36"	List \$173
PLT42R - 42"	List \$262
PLT48R - 48"	List \$284

Metal X Base - Chrome

PLTXBM24CHROME	
24" base x 29"H	List \$205
PLTXBM33CHROME	
33" base x 29"H	List \$213
PLTXBM3341CHROME	
33" base x 41"H	List \$240

Metal X Base - Black

PLTXBM24 - 24" base x 29"H	List \$179
PLTXBM33 - 33" base x 29"H	List \$187
PLTXBM3341 - 33" base x 41"H	List \$213

**Presentation Board**

PL100 - 48" x 48"	List \$670
-------------------	------------

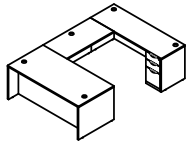
Lock Core Kit

PL/V-LKCORE	List \$17
-------------	-----------

All worksurfaces 29 1/2"H. Measurements are approximate as they are rounded up to the next full inch.

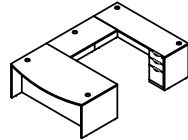
SO Minimum quantities may apply on special order items.

Typical Configurations



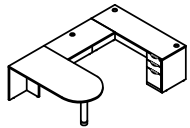
Rectangular U-Station

PL101/170/143/166 71"W x 107"D
List \$1204
PL102/197/111/166 66"W x 96"D
List \$1167



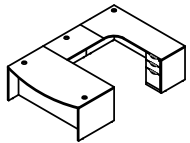
Bowfront U-Station

PL189/170/143/166 71"W x 112"D
List \$1249

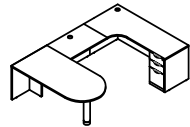


Bullet U-Station

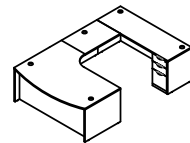
PL147/170/143/166 71"W x 107"D
List \$1203
PL131/170/111/166 66"W x 101"D
List \$1172



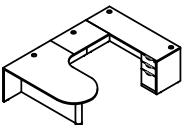
Bowfront U-Station with Back Inner Curve
PL189/193/182L/166 71"W x 112"D
List \$1300



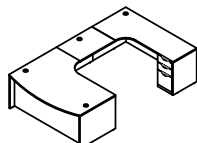
Bullet U-Station with Back Inner Curve
PL147/193/182L/166 71"W x 107"D
List \$1254
PL131/193/181/166 66"W x 101"D
List \$1213



Bowfront U-Station with Front Inner Curve
PL177R/193/143/166 71"W x 107"D
List \$1404

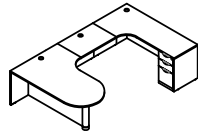


Bullet U-Station with Front Inner Curve
PL133R/193/143/166 71"W x 101"D
List \$1414



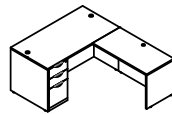
Bowfront U-Station with Front and Back Inner Curves

PL177R/195/182L/166 71"W x 108"D
List \$1473



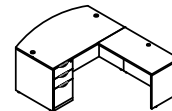
Bullet U-Station with Front and Back Inner Curves

PL133R/195/182L/166 71"W x 102"D
List \$1483



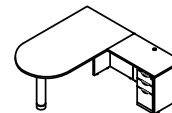
Rectangular L Desk

PL101/145/166 71"W x 83"D List \$925
PL102/196/166 66"W x 72"D List \$898



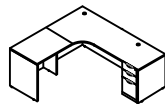
Bowfront L Desk

PL189/145/166 71"W x 88"D List \$970



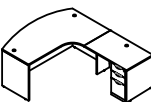
Bullet L Desk

PL147/145/166 71"W x 83"D List \$924
PL131/196/166 66"W x 72"D List \$900



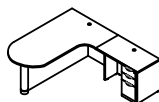
Corner Station with Inner Curve

PL182R/192/166 71"W x 71"D List \$929
PL181R/179/166 66"W x 66"D List \$901



Bowfront L Desk with Inner Curve

PL177R/192/166 71"W x 83"D List \$1114



Bullet L Desk with Inner Curve

PL133R/192/166 71"W x 77"D List \$1124

Complete Keyboard Systems



This complete system features our finest low profile mechanism that allows the tray to swivel, tilt (positive 15° and negative 15°), change height and retract out of the way under the worksurface. Complete with a comfort wristrest and mouse surface that will attach to either side.



A. EZ0021

Deluxe Keyboard Tray with Adjustable Mouse Surface and Padded Wristrest List: \$216



C. EZ0046

Premium Extra Wide 28" Pull-out Keyboard tray with Wrist rest. List: \$120

B. EZ0021-SL

Deluxe Keyboard Tray with Adjustable Mouse Surface and Padded Wristrest with Extended Arm Mechanism. (Not Shown.) List: \$275

D. EZ0036

Pull-out Keyboard Tray with Reversible Mouse Surface and Wrist rest. List: \$112

Task Lights

You don't have to work in the dark. Add a task light to any hutch. Can be attached with screws to laminate or wood and comes with magnet for attaching to metal. Available in 24" and 48" widths.



Fluorescent Task Lights

Model No. PTL24 - 24"W List \$103
Model No. PTL48 - 48"W List \$133

LED Task Lights

Model No. PTL24LED - 24"W List \$155
Model No. PTL48LED - 48"W List \$284



Center Drawer

This low profile center drawer attaches to any worksurface. Features ball-bearing suspensions.



CDR1 Center Drawer

(21 1/4"W x 16 1/2"D)
List: \$68

Square Grommet Cover

Fits in all Performance Laminate Grommet holes.



Square Grommet Cover

Model No. PLSQRMST
List \$18



Introducing the Elements Laminate Series: Simple, Contemporary, Affordable. Features include heavy duty steel frame and your choice of laminate finishes. Greenguard Certified.

Workstation Shown: PLT3072, PLTDB72, PLT2442, PLTRBSUPPORT, PLTLEGLP30(2), PLTAPUTMSET, PLTAP1354S, PL152(2), PL112(3), PL113, PL110, PL1440H, PL44SGD(2), PL118VISC List \$5194

Features

- 3 mil PVC Tough Edge on all exposed edges
- Choice of 5 laminate finishes
- Top quality Steel Ball Bearing Drawer Slides
- Flared drawer pulls for an enhanced look
- Core removable locks and leveling glides included



Workstation Shown:
PLT3072, PLTDB72,
PLTLEGU30(2)
List \$607



Workstation Shown: PLT3072, PLTDB72, PLT2442, PLTRBSUPPORT,
PLTLEGLP30(2), PLTLEGLP24, PMPBBFSILVER List \$1323

Coordinates with all Classic Laminate casegoods see pages 4 - 14.




Workstation Shown: PLT2472(2), PLTDB72(2), PLT2442(2), PLTRBSUPPORT(2), PLTLEGLP24(6), PMPBBFSILVER(4), PL2080H(2), PL44SGD(2) List \$4134



Workstation Shown:
PLT3072, PL466-30,
PLTLEGU30, PLTRBSUPPORT
List \$837

Available Worksurface Finishes




Workstation Shown: PLT3072, PLTDB72, PLT2448, PLTRB48, PLTLEGU30(2), PLTLEGU24, PMPBBFSILVER, PL2080H(2), PL44SGD(2) List \$1989

Coordinates with all Classic Laminate casegoods see pages 4 - 14.



Workstation Shown: PLT3072, PLT2442, PLT2472, PLTDB72(2), PLTUSUPPORT, PLTLEGLP24(2), PLTLEGLP30(2), PMPBBFSILVER, PL2080H(2), PL44SGD(2), PLTAPUTMSET, PLTAP1354S List \$2767

Available Worksurface Finishes



Leg Options



Silver Loop Leg



White Loop Leg



Silver U Leg



PLT2472(2), PLT2448(2), PLTDB72(2), PLTRBSUPPORT(2), PLTLEGU24(6), PL1007(2), EZ0036(2) List \$2592

Coordinates with all Classic Laminate casegoods see pages 4 - 14.



Workstation Shown: PLT3072(4), PLTLEGU60(3), PLTDB72(4), PLTLEGUCL(2), PLTCBB(8), PLDPM-SI(4), PLTAPUTMSET(2), PLTAP1354S(2) List \$3725



Workstation Shown: PLT3072(4), PLTLEGU60(3), PLTDB72(4), PLTLEGUCL(2), PLTCBB(8), PLDPM-SI(4), PMPBBFSILVER(4), PLTAPUTMSET(2), PLTAP1354S(2) List \$5333

Coordinates with all Classic Laminate casegoods see pages 4 - 14.



Introducing the Elements Plus Laminate Series: Simple, Contemporary, Affordable. Features include heavy duty steel frame and your choice of Modern Walnut, Espresso and White laminate finishes. Greenguard Certified.

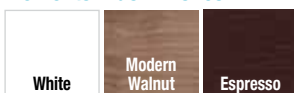
Workstation Shown: PL1012, PL1013, PL110, PL1044OH, PL44LD, PLT3072, PLTLEGLP30, PLTLP30DR, PLTDB72, CMS03SILVER List: \$2185

Features

- 3 mil PVC Tough Edge on all exposed edges
- Top quality Steel Ball Bearing Drawer Slides
- Flared drawer pulls for an enhanced look
- Core removable locks and leveling glides included



Elements Plus Finishes



Workstation Shown: PL1012(2), PL1013(2), PL110(2), PL1044OH(2), PL44LD(4), PLT3072(2), PLTLEGLP30(2), PLTLP30DR(2), PLTDB72(2) List \$4360

Coordinates with all Classic Laminate casegoods see pages 4 - 14.



Workstation Shown: PL1012(2), PL1013(2), PL110(2), PL166(2), PL1052, PL1053, PLT3072(2), PLTLEGU30(2), PLTLP30DR(2), PLTDB72(2) List \$4220



Workstation Shown: PL1012(2), PL1013(2), PL110(2), PLT3072(2), PLTLEGLP30(2), PLTLP30DR(2), PLTDB72(2), PL207(2) List \$4850

Coordinates with all Classic Laminate casegoods see pages 4 - 14.



Workstation Shown: PLT3072(4), PL1012(4), PL1013(4), PL110(4), PLTLEGLP30(4), PLTLP30DR(4), PLTDB72(4), PLTPAS6624(2) List \$6730



Workstation Shown: PLT3072(4), PL1012(4), PL1013(4), PL110(4), PLT2472(4), PLTRBSUPPORT(4), PLTDB72(4), PLTEGU30(8), PLTLP24DR(4), PLT60MS(4), PL1007(4), PLCUSH12(4), PLCUSH07(4), PLTAP1354S(2), PLTAPUTMSET(2) List \$10376

Coordinates with all Classic Laminate casegoods see pages 4 - 14.

Elements Series Components

Main Desk Tops

	List
PLT2460 60"W x 24"D	\$165
PLT2472 72"W x 24"D	\$177
PLT3048 48"W x 30"D	\$168
PLT3060 60"W x 30"D	\$204
PLT3066 60"W x 30"D	\$216
PLT3072 72"W x 30"D	\$227

Available in Modern Walnut, White, Cherry, Espresso & Maple

Desk Beam Supports

	List
PLTDB48 For 48" Desktop	\$50
PLTDB60 For 60" Desktop	\$56
PLTDB66 For 66" Desktop	\$64
PLTDB72 For 72" Desktop	\$68

Return Tops

	List
PLT2436 36"W x 24"D	\$118
PLT2442 42"W x 24"D	\$139
PLT2448 48"W x 24"D	\$157

Available in Modern Walnut, White, Cherry, Espresso & Maple

Universal Return Support

	List
PLTRETSUPPORT For use with 36", 42" & 48" return top	\$29

Heavy Duty Return Support

	List
PLTRB48 For use with 48" return top only	\$61

U-Configuration Support

	List
PLTUSUPPORT For use with 42" or 48" Bridge	\$58

Support Leg

	List
PLTLEGUSL For use with 48" and 60" legs	\$65

Connector Beam Bracket (Pair)

	List
PLTCBBSILVER Required for use with 48" and 60" legs	\$64

U Legs - Silver or White

	List
PLTLEGU24 24"W x 28½"H	\$146 ea
PLTLEGU30 30"W x 28½"H	\$156 ea
PLTLEGU48 48"W x 28½"H	\$200 ea
PLTLEGU60 60"W x 28½"H	\$225 ea

Must be used with Desk or Return Support

Loop Legs - Silver

	List
PLTLEGLP24 24"W x 28½"H	\$146 ea
PLTLEGLP30 30"W x 28½"H	\$156 ea

Must be used with Desk or Return Support

Desk Risers - Silver or White

	List
PLTLP24DR 24"D Desk Riser	\$90 ea
PLTLP30DR 30"D Desk Riser	\$100 ea

Metal Pedestals - Silver or White

	List
PMPBBFSilver Box/Box/File 15"W x 22"D x 26½"H	\$402
PMPFFSilver File/File 15"W x 22"D x 26½"H	\$402
PECaster Set of 4 casters	\$23

Laminate Pedestals

	List
PL166 Box/Box/File 16"W x 22"D x 28½"H Available in Modern Walnut, Cherry, Espresso & Maple	\$355
PL1007 Mobile Box/File 16"W x 22½"D x 20½"H Available in Modern Walnut, Cherry, Espresso & Maple	\$315
PLCUSH07 Cushion for PL1007	\$90

Laminate Storage

	List
PL1012 2 Drawer Personal Cabinet (without top) 36"W x 22"D x 21"H Available in Modern Walnut, Espresso & White	\$570
PL1013 Open Bookcase (without top) 36"W x 22"D x 21"H Available in Modern Walnut, Espresso & White	\$270
PLCUSH12 Cushion for PL1012	\$175
PL109 36" File Top (for PL1012 or 1013) Available in Modern Walnut, White, Cherry & Espresso	\$95
PL110 71" Credenza Top (for PL1012 or 1014) Available in Modern Walnut, White, Cherry, Espresso & Maple	\$139

Storage Accessories

	List
PL1053 Open Bookcase 16"W x 22"D x 21"H Available in Modern Walnut, Cherry, Espresso & Maple	\$200
PL1052 Single Door Cabinet 16"W x 22"D x 21"H Available in Modern Walnut, Cherry, Espresso & Maple	\$250

PL1052, PL166 List \$605

PL1053, PL166 List \$555

Hutch

	List
PL10440H 71" Open Hutch Available in Modern Walnut, Espresso & White	\$570
PL44LD 2 Laminate Doors for Hutch Available in Modern Walnut, White, Cherry, Espresso & Maple	\$40
PL44SGD 2 Aluminum Frame Glass Doors for Hutch	\$144

Acrylic Hi/Lo Dividers

	List
PLTPSAS5424 54"W x 24"H	\$265
PLTPSAS6624 66"W x 24"H Includes Brackets	\$305

Acrylic Privacy Dividers

	List
PLTAP1342S 42"W x 13"H	\$125
PLTAP1348S 48"W x 13"H	\$138
PLTAP1354S 54"W x 13"H	\$150
PLTAPUTMSET Pair of undermount brackets for PLTAP Dividers	\$50
PLTAPDMSET Pair of topmount brackets for PLTAP Dividers	\$50

Elements Plus Series Power

Performance Furnishings has partnered with ECA to offer full power integration to all Performance desk series. Please contact your Sales Associate for more information or a quote.



Desk Mount Power Module

PLDPMSI - includes 2 power outlets, 1 HDMI port, 1 USB port/ List \$216



Under Table Metal Channel

PLTPC18BLACK Accommodates your own power source or ECA UTD Series List \$55

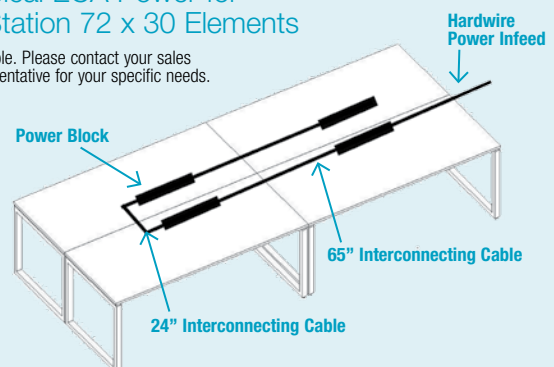
Cord Management Under Table Wire Racks



Model #	List
PLTWT SINGLE18BLACK	\$24
PLTWT DOUBLE18BLACK	\$32
PLTWT SINGLE24BLACK	\$34
PLTWT DOUBLE24BLACK	\$45

Typical ECA Power for 4-Station 72 x 30 Elements

Example. Please contact your sales representative for your specific needs.



- 4 ea 19" J-Channel Power Block
- 4 ea Blank Telecom Plate (Data Plugs)
- 1 ea 72" Hardware Power Infeed
- 2 ea 65" Interconnecting Cable (Connects J-Channel to J-Channel)
- 1 ea 24" Interconnecting Cable (Connects one side to the other)



Many other sizes, configurations and finishes are available. Contact your sales representative for details.



The human body is designed for standing, not sitting. That's why sitting for prolonged periods of time can cause many problems. Muscle strain, neck and back stiffness, and lack of circulation can result in loss of productivity. Performance Electrical Height Adjustable Tables can help promote a healthier and more efficient workplace.

Shown: PLTHA4872(2), PLT3072(2),
PL1012(2), PL1013(2), PL110(2),
PL2080H(4), PL44SGD(4)
List \$6480

Laminate Tops

Model#	Description	List
PLT2448	24" x 48"	\$157
PLT2460	24" x 60"	\$165
PLT2472	24" x 72"	\$177
PLT3048	30" x 48"	\$168
PLT3060	30" x 60"	\$204
PLT3066	30" x 66"	\$216
PLT3072	30" x 72"	\$227

Electrical Height Table Bases

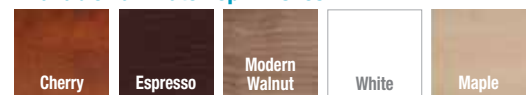
2 Stage Legs, 1 Motor

Model No. PLTHA4872
Standard up/down keypad. Height ranges with top 27" to 47". Accommodates 48" wide to 72" wide table tops. Weight rating 154lbs. Stocked in Black and Silver. List \$1210

3 Stage Legs, 2 Motors

Model No. PLTHAD7248
3 height programmable keypad. Height ranges with top 26" to 51.5". Accommodates 48" wide to 72" wide table tops. Weight rating 263lbs. Stocked in Black and Silver. List \$1550

Available Laminate Top Finishes



Shown: PLT2460,
PLTHA4872
List \$1375

Height
Range
27" to 47"



Shown: PLT2460,
PLTHAD7248
List \$1715

Height
Range
26" to 51.5"

Optional:
Wire Management Tray
Model No. PLTHAWMT
Stocked in Black and Silver.
List \$230

Panel System (as shown) List \$3141
Complete Package (as shown)
includes both 72" PL workstations List \$4999



SpaceMax is an affordable, heavy duty commercial grade panel system to be used as room dividers or in desk wrap applications. Easy to install, easy to reconfigure and a stylish contemporary design make SpaceMax a welcome addition to any office environment.

Upholstered Panels

Model #	Description	List
SP6624	24"W x 66"H	\$268
SP6630	30"W x 66"H	\$293
SP6636	36"W x 66"H	\$319
SP6642	42"W x 66"H	\$349
SP6648	48"W x 66"H	\$366
SP6660	60"W x 66"H	\$423
SP6672	72"W x 66"H	\$515
SP4224	24"W x 42"H	\$236
SP4230	30"W x 42"H	\$246
SP4236	36"W x 42"H	\$263

Glazed VIEW-through Panels

Model #	Description	List
SPG6624	24"W x 66"H	\$314
SPG6630	30"W x 66"H	\$339
SPG6636	36"W x 66"H	\$371

Accessories

Model #	Description	List
SP2-42	2 Way Corner Connector 42"	\$49
SP2-66	2 Way Corner Connector 66"	\$72
SP3-42	3 Way T Connector 42"	\$60
SP3-66	3 Way T Connector 66"	\$92
SP4-42	4 Way + Connector 42"	\$60
SP4-66	4 Way + Connector 66"	\$92
SPCap-24	End Cap for Panel	\$13
SPCap-42	End Cap for Panel	\$18
SPCap-66	End Cap for Panel	\$26
SPCONNAP-24	End Cap for Post	\$11
SPBASE	Support Foot (Sold Indiv.)	\$40
SPWM-42	Wall Mount Kit	\$47
SPWM-66	Wall Mount Kit	\$70
SPTB	Top Bracket for Stabilizing Straight Run of Panels	\$7

Features

- 2 1/4" thick Aluminum frame construction provides outstanding strength and durability
- Cantilevered frame allows for easy installation of open shelves
- Installation and reconfigurations are quick and easy with SpaceMax's EZLOCK connection system
- Stylish contemporary design
- Stocked in upgraded designer fabric



Panel System (as shown) List \$2626
Complete Package (as shown) includes
72" PL workstation List \$4484

Solero Spacemax Panel Features



SpaceMax's 2 1/4" Aluminum frame provides outstanding strength and durability.



Featuring a stylish contemporary trim, SpaceMax is a welcome addition to any office environment.



Installation and reconfigurations are easy with SpaceMax's EZLOCK connection system.






Effective time management often requires a delicate balance between privacy and interaction with colleagues. Borders can be retrofitted to most Performance laminate work stations in a manner that allows you to define your workspace the way you want. Whether you choose 24" or 36" high panels for complete privacy, 12" panels for moderate privacy or transaction tops for reception areas Borders has a solution that will work for you and your colleagues. Contact a sales representative for further information.

Workstation Shown:
Includes: PL182L/R(2), PL193(2), PL147,
PL166(2), PL160(2), PB-P12(6), PB-P24(10),
PB2-SILV1236VISC311(10),
PB2-SILV1236ACRYL(4), EZ0036(2)
List \$6143
(Excluding seating & accessories)

Features

- Modular panel system that can be retrofitted to most Performance laminate workstations
- Ideal for creating partitions between colleagues and reception station
- Available in glazed acrylic or fabric panels
- Economical, versatile and stylish

Available Finishes



*Maple, Honey & Mahogany not stocked in all locations. Please call for availability.

Available Panel Frame & Post Finishes



Available Panel Material



Acrylic Visconti Fabric Split Fabric/Acrylic
*Not stocked in all locations



Workstation Shown: PL182L/R, PL192, PL166, PB-P12(3),
PB2-SILV1271ACRYL(2), PB-TC71R, PB-TC71L, EZ0036
List: \$1996 (Excluding seating & accessories)



Workstation Shown:
PL182L/R, PL192, PL166, PB-P12(7),
PB2-SILV1236ACRYL/VISC311(4), PB-TR36(2),
PB-TC36L, PB-TC36R List \$2260
(Excluding accessories)



Includes: PL182L/R(2), PL192(2), PL166(2), PB-P12(6), PB-P24(5), PB2-BLK1236ACRYL(3), PB2-BLK1236VISC311(6), EZ0036(2). Total List: \$4097 (Excluding seating & accessories)



Includes: PL182L/R(2), PL192(2), PL166(2), PB-P12(6), PB-P24(5), PB2-BLK1236ACRYL(3), PB2-BLK1236VISC311(6). Total List: \$3873 (Excluding seating & accessories)



Includes: PL182L/R(4), PL192(4), PL166(4), PB-P12(8), PB-P24(8), PB2-SILV1236ACRYL(12). Total List \$6572 (Excluding seating & accessories)



Includes: PL182L/R(2), PL192(2), PL166(2), PL160(2), PB-P12(2), PB-P24, PB-P36(8), PB2-SILV1236ACRYL(6), PB2-SILV1236VISC311(9), PB-TR36, EZ0036(2). Total List: \$6256 (Excluding accessories)

Acrylic Panels with Black Frame

		List
PB2-BLK1224ACRYL	24"W x 12"H w/Filler Panel	\$73
PB2-BLK1230ACRYL	30"W x 12"H w/Filler Panel	\$87
PB2-BLK1236ACRYL	36"W x 12"H w/Filler Panel	\$102
PB2-BLK1242ACRYL	42"W x 12"H w/Filler Panel	\$119
PB2-BLK1248ACRYL	48"W x 12"H w/Filler Panel	\$137
PB2-BLK1266ACRYL	66"W x 12"H w/Filler Panel	\$181
PB2-BLK1271ACRYL	71"W x 12"H w/Filler Panel	\$198

Acrylic Panels with Silver Frame

		List
PB2-SILV1224ACRYL	24"W x 12"H w/Filler Panel	\$73
PB2-SILV1230ACRYL	30"W x 12"H w/Filler Panel	\$87
PB2-SILV1236ACRYL	36"W x 12"H w/Filler Panel	\$102
PB2-SILV1242ACRYL	42"W x 12"H w/Filler Panel	\$119
PB2-SILV1248ACRYL	48"W x 12"H w/Filler Panel	\$137
PB2-SILV1266ACRYL	66"W x 12"H w/Filler Panel	\$181
PB2-SILV1271ACRYL	71"W x 12"H w/Filler Panel	\$198

Fabric Panels with Black Frame

		List
PB2-BLK1224VISC311	24"W x 12"H w/Filler Panel	\$73
PB2-BLK1230VISC311	30"W x 12"H w/Filler Panel	\$87
PB2-BLK1236VISC311	36"W x 12"H w/Filler Panel	\$102
PB2-BLK1242VISC311	42"W x 12"H w/Filler Panel	\$119
PB2-BLK1248VISC311	48"W x 12"H w/Filler Panel	\$137
PB2-BLK1266VISC311	66"W x 12"H w/Filler Panel	\$181
PB2-BLK1271VISC311	71"W x 12"H w/Filler Panel	\$198

Fabric Panels with Silver Frame

		List
PB2-SILV1224VISC311	24"W x 12"H w/Filler Panel	\$73
PB2-SILV1230VISC311	30"W x 12"H w/Filler Panel	\$87
PB2-SILV1236VISC311	36"W x 12"H w/Filler Panel	\$102
PB2-SILV1242VISC311	42"W x 12"H w/Filler Panel	\$119
PB2-SILV1248VISC311	48"W x 12"H w/Filler Panel	\$137
PB2-SILV1266VISC311	66"W x 12"H w/Filler Panel	\$181
PB2-SILV1271VISC311	71"W x 12"H w/Filler Panel	\$198

Split Fabric/Acrylic Panels

		List
PB2-BLK1224ACR/VISC311	24"W x 12"H w/Filler Panel	\$76
PB2-BLK1230ACR/VISC311	30"W x 12"H w/Filler Panel	\$91
PB2-BLK1236ACR/VISC311	36"W x 12"H w/Filler Panel	\$107
PB2-BLK1242ACR/VISC311	42"W x 12"H w/Filler Panel	\$124
PB2-BLK1248ACR/VISC311	48"W x 12"H w/Filler Panel	\$144
PB2-BLK1266ACR/VISC311	66"W x 12"H w/Filler Panel	\$190
PB2-BLK1271ACR/VISC311	71"W x 12"H w/Filler Panel	\$207

Split Fabric/Acrylic Panels

		List
PB2-SILV1224ACR/VISC311	24"W x 12"H w/Filler Panel	\$76
PB2-SILV1230ACR/VISC311	30"W x 12"H w/Filler Panel	\$91
PB2-SILV1236ACR/VISC311	36"W x 12"H w/Filler Panel	\$107
PB2-SILV1242ACR/VISC311	42"W x 12"H w/Filler Panel	\$124
PB2-SILV1248ACR/VISC311	48"W x 12"H w/Filler Panel	\$144
PB2-SILV1266ACR/VISC311	66"W x 12"H w/Filler Panel	\$190
PB2-SILV1271ACR/VISC311	71"W x 12"H w/Filler Panel	\$207

Divider Posts

		List
PBP12	Divider/Support Post 12"H	\$77
PBP24	Divider/Support Post 24"H	\$127
PBP36	Divider/Support Post 36"H	\$210

Straight Transaction Tops

		List
PBTR30	12" x 30"	\$74
PBTR36	12" x 36"	\$83
PBTR42	12" x 42"	\$97
PBTR48	12" x 48"	\$116
PBTR71	12" x 71"	\$137

Corner Transaction Tops

		List
*PBTC36L/R	12" x 36" Specify L or R	\$99
*PBTC42L/R	12" x 42" Specify L or R	\$134
*PBTC71L/R	12" x 71" Specify L or R	\$164

*Sold individually - 2 tops needed to complete corner

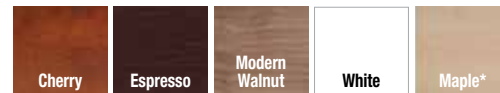


Looking for an economical solution to address your boardroom, training and seminar needs? Then meet Flextables. Flextables are an affordable, highly modular system of freestanding and connecting tables which can be linked together to address all your meeting room needs. Stocked in contemporary color laminates with 3mil Dura-Edge detailing. These tables not only provide flexibility and durability but will bring style and warmth to the workplace. Available in Cherry, Espresso, Maple, Modern Walnut and White.

Features

- 3mil Dura-Edge detailing
- T-Leg or Post Leg
- Modular and linkable
- Expandable

Available Finishes



*Special Order: Maple



Flextables Component Guide

Rectangular Tops



PLT2436	24"D x 36"W	\$118
PLT2442	24"D x 42"W	\$139
PLT2448	24"D x 48"W	\$157
PLT2460	24"D x 60"W	\$165
PLT2472	24"D x 72"W	\$177
PLT3036	30"D x 36"W	\$145
PLT3048	30"D x 48"W	\$168
PLT3060	30"D x 60"W	\$204
PLT3066	30"D x 66"W	\$216
PLT3072	30"D x 72"W	\$227

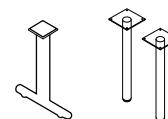
Support Rails

For use with 60" & 72" tops
PLT60MS \$32 PLT72MS \$40

Accessories

PLT-GC	1pk Ganging Hardware	\$21
PLTCS	Caster Set	\$10
(1 locking/1 standard for PLTLEG24 & 30)		

Legs



PLT-TLEG24	T-Leg For 24"D Tables	\$130
PLT-TLEG30	T-Leg For 30"D Tables	\$144
PLTLEG-P	Post Leg (Pair) Black or Silver	\$112

Desk Mount Power Module

A clean modern look to provide easy power access for your portable power needs. Mounts on grommet or clamps to desk edge. [See page 23.](#)





**Desk Mount
Power Module**
See page 23



Ideal for classroom, meeting and institutional applications, these heavy duty flip top tables provide flexibility and convenience at an outstanding price. Featuring a quick response lever and locking casters these tables are designed so they may be nested together for easy storage. Tops are available in a variety of finishes; bases available in black and titanium.

Shown: PLT2460(4), PFT60(4)
List \$2640
Shown with Agenda Nesting
Chairs 3094T \$270 each



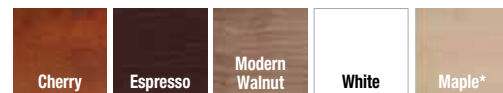
Laminate Tops

Model#	Description	List
PLT2448	24" x 48"	\$157
PLT2460	24" x 60"	\$165
PLT2472	24" x 72"	\$177

Bases

Model #	Description	List
PFT48	use 24" x 48" top	\$465
PFT60	use 24" x 60" top	\$495
PFT72	use 24" x 72" top	\$525

Available Finishes



*Special Order: Maple

Available Base Finishes





Attractive and durable laminate surfaces with PVC DuraEdge detail make these conference tables perfect for any application. Standard 29.5"H.

Features

- Wood construction with laminate finish
- Basic concept at fantastic value
- Enduring quality and beauty

A. Racetrack Conference Table PL136 List \$628 and E. Conference Cabinet PL100 List \$670. Shown with Nova Medium Back chairs 10821K List \$505 each



B. PL136SAB List \$865

C. PL 127 List \$288



E. PL100 List \$670



D. Boat Conference Table PL236 List \$720

A. Laminate Racetrack Conference Tables

Model #	Description	List
PL135	71"W x 35"D	\$422
PL136	95"W x 44"D	\$628
PL137	120"W x 48"D	\$881
PL138	144"W x 48"D	\$1185
PL136, 137 & 138 with cover for optional power module.		

B. Laminate Racetrack Conference Tables with Silver Accent Base

Model #	Description	List
PL136SAB	95"W x 44"D	\$865
PL137SAB	120"W x 48"D	\$1118
PL138SAB	144"W x 48"D	\$1540
Available in Modern Walnut & Espresso only		

C. Laminate Round Conference Tables

Model #	Description	List
PL128	36"R / X-Base	\$283
PL127	42"R / X-Base	\$288
PL123	47"R / X-Base	\$329

D. Laminate Boat Conference Tables


Model #	Description	List
PL236	95"W x 44"D	\$720
PL237	120"W x 48"D	\$979
PL238	144"W x 48"D	\$1289

Available in Cherry, Espresso, Mahogany and Modern Walnut
Not stocked in all locations. Please call for availability.

E. Conference Cabinet

Model #	Description	List
PL100	48"W x 48"H	\$670

Available Finishes



*Maple not stocked in all locations please call for availability.

Many other sizes, configurations and finishes are available. Contact your sales representative for details.



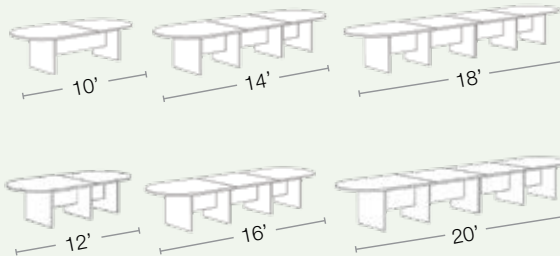
If you need to accommodate more people than our 12 foot length laminate conference tables allow, our extension leaf inserts are a great option. Add 4 foot inserts to PL137 or PL138 conference tables to create any table length. An attractive and inexpensive solution to your conference table needs.

F. Laminate Racetrack Conference Table:
PL168RT List \$1435
Shown with CoolMesh Nesting Chairs
7794T List \$335 each.

Sample of Table Sizes:

Start with 10' or 12' table and add 4' top inserts to create tables to fit your needs!

Additional sizes available, call for details.



Wire management
Grommet comes
standard




E. Laminate Racetrack Conference Table: PL240RT List \$2074.
Shown with Spice! Guest Chairs 7804TG List \$265 each

F. Laminate Racetrack Conference Tables With Extension Inserts

Model #	Description	List
PL168RT	14"W x 4"D	\$1435
PL192RT	16"W x 4"D	\$1630
PL216RT	18"W x 4"D	\$1879
PL240RT	20"W x 4"D	\$2074

- Larger sizes available, ask for details.
- Also available with Boat Shape Style in Modern Walnut, Espresso, Mahogany & Cherry. Ask for details.

Available Finishes



*Maple not stocked in all locations please call for availability.



Power Modules

Features 1 data port, 1 telephone jack, 1 USB port, 1 HDMI port and 2 power outlets.

Power Module - Black or Silver
PL-TPOWER List \$390



A. PV560 Racetrack Conference Table
List \$1873

Shown with PW1500A (wood guest chairs) List \$535 each

Elegant Reeded Edge Detail

Distinguish your boardroom with the elegant and sophisticated look of real wood. Made with American cherry wood veneers, these racetrack and round table styles feature a fluted edge detail made from select solid hardwoods.

Features

- Attractive fluted edge banding
- Solid hardwood trim
- Smooth polyurethane finish

Available Finishes



C. PV500
List \$1022

B. PV529D
List \$920



A. Racetrack Conference Tables

Model #	Description	List
PV535P	71"W x 35"D	\$1166
PV560	96"W x 44"D	\$1873
PV561	120"W x 48"D	\$2268
PV562	144"W x 48"D	\$2836

B. Round Conference Tables

Model #	Description	List
PV529P	44"R / X-Base	\$738
PV529D	44"R / Cyl. Base	\$920

C. Conference Wall Cabinet

Model #	Description	List
PV500	48"W x 48"D	\$1022

Wood Occasional Tables

Beautifully finished with hardwood edges and surfaces of selected veneers in Espresso and Cherry.

Available Finishes



Wood Veneer End Table
24"W x 24"D x 20"H
Model No. PV520
List \$348



Wood Veneer Coffee Table
48"W x 24"D x 16"H
Model No. PV519
List \$460



Wood End Table
Model No. PV620
23¾"D x 21"H
List \$412



Wood Coffee Table
Model No. PV619
47¼"W x 23¾"D x 16"H
List \$524



Madison Reception Seating

The perfect complement to the contemporary work space or home. Madison features a wide open architecture, an eclectic tubular design and outstanding comfort. Heavy duty spring construction and deep cushioning. Available in Black Bonded Leather.

Black

Sofa	9283	76.5"W x 32"D x 27"H	List: \$1610
LoveSeat	9282	55"W x 32"D x 27"H	List: \$1240
Club Chair	9281	35.5"W x 32"D x 27"H	List: \$840

Not stocked in all locations. Please call for availability.

Shown with PV519 and PV520 tables see page 32

Laminate Occasional Tables



Laminate Top With Solid Wood Base Coffee Table

48"W x 24"D x 16"H
Model No. PL219
Available in Mahogany, Cherry,
Espresso & Modern Walnut.
List \$299



Laminate End Table


24"W x 24"D x 20"H Model No. PL120
Available in Mahogany, Honey, Cherry, Maple*,
Espresso & Modern Walnut. List \$195

Laminate Top With Solid Wood Base End Table


24"W x 24"D x 20"H
Model No. PL220
Available in Mahogany, Cherry,
Espresso & Modern Walnut.
List \$211



Available Finishes



Available Finishes



*Maple not stocked in all locations please call for availability.



Tribeca Reception Seating

Sleek European styling makes Tribeca Reception Seating the perfect choice for office or home. Featuring contemporary design, durable construction and outstanding comfort, Tribeca offers exceptional quality and value. Stocked in Black and Russet Brown Premium Bonded Leather.

Bonded Leather

Black

Russet Brown

Sofa	9683	70"W x 29"D x 32"H	List: \$1375
LoveSeat	9682	50"W x 29"D x 32"H	List: \$1050
Club Chair	9681	30"W x 29"D x 32"H	List: \$750

Shown with PV519 and PV520 tables see page 32



Manhattan Reception Seating

Contemporary styling and exceptional value makes the Manhattan Series an outstanding choice. Features top grain leather seating surfaces with heavy duty pocket spring construction for superior comfort. Stocked in Black and Latte Leather.

Top Grain Leather

Black

Latte

Sofa	9883	76"W x 34"D x 32"H	List: \$1600
LoveSeat	9882	56"W x 34"D x 32"H	List: \$1260
Club Chair	9881	35"W x 34"D x 32"H	List: \$835

Extra Legs 98-Leg (Set of 4)
Finishes: Cherry, Mahogany, Maple List: \$40

Shown with PV519 and PV520 tables see page 32



Compose Reception Seating

Contemporary styling and a modular design makes Compose Seating the perfect fit for any office environment. Customize your layout by choosing from the components which best suit your needs. Available in designer black bonded leather.

Bonded Leather

Black

A. Club Chair	9991	30"W x 30"D x 31"H	List: \$715
B. Left Arm Single Seat	9994L	30"W x 30"D x 31"H	List: \$685
C. Right Arm Single Seat	9994R	30"W x 30"D x 31"H	List: \$685
D. Single Seat, no arms	9990	30"W x 30"D x 31"H	List: \$660
E. Corner	9995	30"W x 30"D x 31"H	List: \$725

Shown with PL219 and PL220 tables see page 33





Napoli Series

Napoli Wood Guest Chair

Model No. PW1500A
 Stocked in Black Leathertek on Mahogany,
 Honey, Espresso and Cherry Frame.
 List \$535



Wood Guest Seating

Performance Wood Chairs are constructed of solid beechwood and beechwood ply frames for maximum strength and durability. The wood is dried to specific tolerances before milling, to ensure perfect fit of all joints, structural soundness, and even finishing. Joints are glued and reinforced for strength and stability.

- Handsome transitional guest seating with bowed arms and curved back
- Transitional design for contemporary or transitional furnishings
- Hardwood construction. Beautifully fashioned guest chairs with gently sloping arms



Newport Series

Newport Wood Guest Chair

Model No. 105-V210
 Stocked in Black Leathertek on
 Cherry, Espresso and Honey Frame.
 List \$260

Newport Wood Guest Chair

Model No. 105-D510
 Stocked in Black Fabric on Cherry,
 Espresso and Honey Frame.
 List \$260



Milano Series

Milano Series

Milano Wood Guest Chair
 Model No. PW1450A
 Stocked in Black Fabric
 on Cherry Frame.
 List \$560

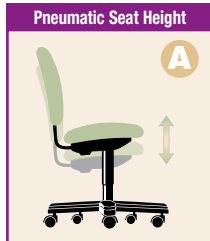


We Care About Your Comfort...

You spend a lot of time in your office chair, so why not make it as comfortable as possible? Our long list of seating solutions is designed to give you the support you need to be more productive...and to feel great hour after hour.



Soft Wheel Casters for hard surfaced floors Available for most chairs:
Model No. CASTERS-PU Set of 5 casters List \$25



Pneumatic Seat Height

A

Adjusts "up and down" seat height relative to the floor.



Mid-Pivot Control

G


Allows user to recline at a more natural angle than the traditional tilt control. "Pivot point of chair is positioned slightly forward" toward the front of the seat.



Back Depth Adjustment

N

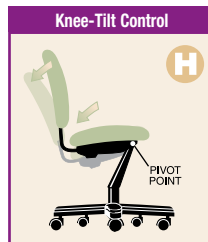
Allows user to "adjust back in and out" for additional seat depth.



360-Degree Swivel

B

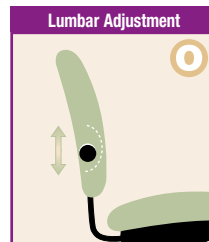
Allows seat "rotation" in a full circle.



Knee-Tilt Control

H

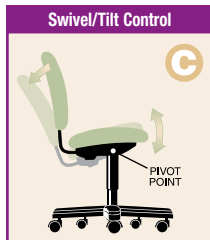
Allows user to fully recline while keeping feet comfortably on the floor. "Pivot point is placed near the front of the seat."



Lumbar Adjustment

O

Allows user to "custom fit chair by adjusting lumbar" for optimum support and comfort.



Swivel/Tilt Control

C

Places the "pivot point directly above the base center" and allows the user to lean back in a seated position.



Synchronous Control

I

Automatically "adjusts seat and back angle while maintaining a 2:1 recline ratio", providing optimum back support and minimal seat rise.



Forward Seat Tilt

P

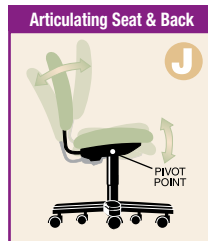
Allows user to "tilt seat forward" for optimum comfort while doing intensive forward-oriented tasks.



Tilt Lock

D

"Locks seat and back" in an upright position.



Articulating Seat & Back

J

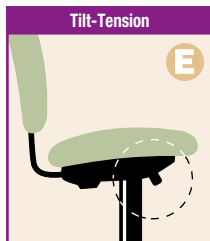
"Adjusts seat & back angle independently" with a single lever.



Sliding Seat

Q

Allows seat to move "forward and back" or to be locked in a desired position.



Tilt-Tension

E

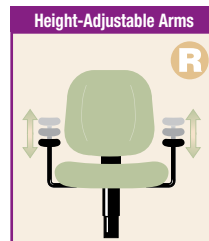
Allows user to adjust "resistance" with which chair reclines or tilts.



Adjustable Seat & Back

K


Allows user to "adjust and lock seat and back angle" of chair independently of each other.



Height-Adjustable Arms

R

Allows user to "adjust arms up and down" within a set range to accommodate a variety of tasks.



Back Lock

F

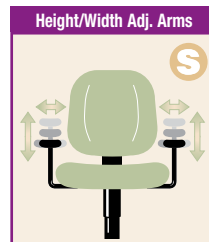
Allows user to select and "lock a particular back angle."



Back Height Adjustment

L

Allows user to "adjust back up and down" for proper positioning of lumbar.



Height/Width Adj. Arms

S

Allows user to "adjust arms up and down, or in and out" within a set range to accommodate a variety of tasks.



Nova High Back
 Model No. 10811K
 Stocked in Black Premium
 Bonded Leather and
 White Leathertek.
 List \$555

A B D E H



**Optional Arm
 Sleeves \$15/pair**
 Model No. 10800AC

Nova Series

Where European style meets function. Uncompromising, durable design with sleek styling and knee-tilt mechanism make the Nova Series a welcome addition to any executive office or boardroom.



Nova Guest Chair
 Model No. 10828
 Stocked in Black Premium
 Bonded Leather. Also
 available in White
 Leathertek by special order.
 List \$395



Nova Medium Back
 Model No. 10821K
 Stocked in Black Premium Bonded
 Leather and
 White Leathertek.
 List \$505

A B D E H



**Optional Arm
 Sleeves \$15/pair**
 Model No. 10800AC

Holland Park Series

Invigorate your workspace with the luxurious feel of leather. Featuring stylish padded chrome arms and chrome base, the Holland Park seating series will be a contemporary addition to your office.



Holland Park Mid Back
 Model No. 10502
 Stocked in Black Bonded
 Leather. White Leathertek
 special order. List \$505

A B C D E

Holland Park High Back
 Model No. 10501
 Stocked in Black Bonded
 Leather. List \$555

A B C D E

Also available in
 White Leathertek
 by special order

Sierra Series

Deep cushioning, oversized seat and back, along with a wide open architecture combine to make the Sierra Series an outstanding choice for the executive office.



Sierra Medium Back
Model No. 10321
Stocked in Black
Bonded Leather.
List \$365

A B C D E



Sierra High Back
Model No. 10311
Stocked in Black
Bonded Leather.
List \$395

A B C D E



Tempest High-Back
Model No. 6011
Stocked in Black Leather.
List \$408

A B C D E



Tempest Mid Back
Model No. 6021
Stocked in Black Leather.
List \$384

A B C D E

Tempest Guest Chair
Model No. 6028
Stocked in Black Leather.
List \$297



Tempest Series

Invigorate your workspace with the cool sleek lines of Tempest Seating. Lush, top grain leathers and outstanding back and shoulder support combine with thick soft cushioning to provide great comfort throughout the day. Other features include adjustable tilt lock, tension control and a pneumatic height adjustment.

Arizona Series



Arizona High Back
 Model No. 12911
 Stocked in Black Bonded
 Leather with Charcoal Arms and
 Base. List \$440

A B C D E



Arizona Mid Back
 Model No. 12921
 Stocked in Black Bonded
 Leather with Charcoal Arms and
 Base. List \$410

A B C D E

Pentara Series



Pentara High Back
 Model No. 701
 Stocked in Black Bonded Leather.
 List \$250

A B C D E

Aspire Series



Aspire Mid Back
 Model No. 5111B
 Stocked in Black Bonded Leather.
 List \$250

A B C D E

Maxima Series



Maxima Mid Back
Model No. 10121
Stocked in Black Bonded Leather.
List \$365

A B C D E

Maxima Mesh Series



Maxima Mid Back
Model No. 10021
Stocked in Mesh Back with
Black Bonded Leather seat.
List \$345

A B C D E

Big & Tall Series



Executive Tilter with Arms
Model No. 5411
Stocked in Black Fabric.
350lb weight capacity.
List \$615

A B C D E S



350lb
Weight
Capacity



Leather Executive Tilter with Arms
Model No. 5401
Stocked in Black Bonded Leather.
350lb weight capacity.
List \$665

A B C D E S

350lb
Weight
Capacity

Presta Series

Presta Mid Back

Model No. 5021
 Stocked in Black and
 Chocolate Leathertek.
 List \$285

A B C D E



Vector

Vector

Model No. 7591A
 Stocked in Black Fabric.
 List \$270

A B C D E L



Elan

Elan

Model No. 631
 Mesh back tilter with fabric
 seat. Stocked in Black.
 5 year limited warranty.
 List \$235

A B C D E



Diamond

Diamond

Model No. 201
 Mesh back tilter with fabric seat.
 Stocked in Black.
 5 year limited warranty.
 List \$205

A B C D E



Avid Series

Bold, Eclectic, Refreshing. The new Avid seating series by Performance embodies a design and comfort level that is appealing to any office workspace. All Avid seating is backed by a Limited Lifetime Warranty.

Avid Mid Back with Optional Headrest

Model No. 11721
Stocked in Black, Blue or Green
fabric seat with Black Mesh back.
List \$645
Optional Headrest
Model No. 117HR List \$45

A B D E I N Q R



Avid Mid Back

Model No. 11721
Stocked in Black, Blue or Green
fabric seat with Black Mesh back.
List \$645
Optional Headrest
Model No. 117HR List \$45

A B D E I N Q R



CoolMesh Series

If your work has you adjusting to different tasks throughout the day then CoolMesh is the seating series for you. Whether you choose task or executive seating, CoolMesh's easy flow architecture, its multi function adjustment capability and outstanding support come together to address all your comfort needs. Other features include mesh back to encourage full body contact, charcoal aluminum base and pneumatic height adjustment. Greenguard Certified. Limited Lifetime Warranty.

- Industrial strength mesh
- Height/width adjustable arms
- Contemporary styling

7701 Synchro Tilt Mechanism Features



Pneumatic height adjustment

Multi position tilt lock

7704/7754 Multi Function Mechanism Features

Seat Slider

Back angle adjustment

Tilt lock mechanism to adjust angle of seat or for EZ tilt lock feature

Forward tilt lock for keyboarding convenience

Pneumatic height adjustment

Ergonomically designed mesh back to provide constant firmness and hug the natural curve of the back

Height and width adjustable arms featuring 'ever-soft' padding

All fabric and leather seats come with molded foam for added comfort and longer lifespan

Tension control

Optional charcoal aluminum base

CoolMesh Multi-Function High Back

Stocked in Black Mesh with Black Seat.

Model No. 7704ST with aluminum base (shown) List \$590

Model No. 7704S with black nylon base List \$548

A B C D F K M P Q S

Seat Options



Leather Seat add \$65



Fabric Seat Latte



Fabric Seat Basil



Optional Headrest

Model No. 7000HR
Add \$56

CoolMesh Series



CoolMesh Synchro High Back

Stocked in Black Mesh with Black Fabric Seat.
Model No. 7701 with black nylon base (shown) List \$483
Model No. 7701T with aluminum base List \$525

A B D E I N S



Optional Headrest
Model No. 7000HR
List \$56



CoolMesh Series

CoolMesh Multi-Function Task

Stocked in Black Mesh with Black Fabric Seat.
Model No. 7754ST with aluminum base (shown) List \$535
Model No. 7754S with black nylon base List \$493

A B C D F
K L M P Q S



CoolMesh Basic Series

Outstanding CoolMesh Value. Superior comfort, style and quality at a fantastic price.

CoolMesh Basic Task

Model No. 7621A
Stocked in Black Mesh with Black Fabric Seat.
List \$345

A B D E I L S



CoolMesh Nesting

CoolMesh Nesting Chair

Model No. 7794T
Stocked in Black Mesh with Black Fabric Seat.
List \$335





CoolMesh Pro

CoolMesh Pro Multi-Function High Back

Model No. 8014S
 Stocked in Black Mesh
 with Black Fabric.
 List \$525

A B C D F
 K L M P Q S



CoolMesh Pro Multi-Function Task

Model No. 8054S
 Stocked in Black Mesh
 with Black Fabric.
 List \$465

A B C D F
 K L M P Q S



Spice! Mid Back Synchro-Tilt

Stocked in Black Mesh
 with Black Fabric Seat.
 Model No. 7854
 List: \$383

A B D E I S

Spice! Seating

Ergonomically designed to provide outstanding comfort, Spice! will add style and vigor to any office environment...at an outstanding price! Greenguard Certified. Limited Lifetime Warranty.



Spice! Mid Back Synchro-Tilt

Stocked in Black Mesh
 with Black Leatherette Seat.
 Model No. 7856
 List: \$383

A B D E I S

Spice! Guest Chair

Model No. 7804TG
 See page 52



Multi-Function Features

Ergonomically designed back to provide constant firmness and hug the natural curve of the back

Optional height and width adjustable arms featuring "ever-soft" padding

Ratchet back height adjustment

Durable fabric seat comes with contoured molded foam for added comfort and longer lifespan

Seat Slider (8456S only)

Forward tilt lock for keyboarding convenience

Back angle adjustment

Tension control

Tilt lock mechanism to adjust angle of seat or for EZ tilt lock feature

Pneumatic height adjustment

Ergo-Form Series

Ergo-Form Multi-Function Mid Back

Model No. 4464
Stocked in Black Fabric.
List \$390



Optional

Height/Width Adjustable Arms
S Model No. 311AK List \$80

Entice Series

Entice Multi-Function High Back

Model No. 8456S
Stocked in Black Fabric.
List: \$455



Optional

Height/width Adjustable T-Arm
S Model No. 311AK List: \$80

Performance Seating Limited Lifetime Warranty

Performance Furnishings Seating comes with a Limited Lifetime Warranty. Performance Furnishings warrants its seating to be free from defects in material and workmanship subject to the following limitations: swivel tilt mechanisms, bases, casters, pneumatic cylinders, wood and plastic components are warranted for 5 years; upholstery material, including fabric, is warranted for 2 years. This warranty is limited to the original purchaser for normal commercial usage. Normal commercial usage is defined as a standard 40 hour workweek by a person weighing 250 lbs or less.

Without limiting the generality of the foregoing, this warranty does not apply to seating which has been altered, refurbished or damaged through normal wear and tear, negligence, abuse, shipping, storage, fire flood or earthquake. This warranty does not apply to natural changes that may occur in the color or texture of leather, wood or other materials. This warranty is invalid if the purchaser is using the seating for rental purposes.

The original purchaser's sole remedy under this warranty is the replacement or repair of the defective product at Performance's option. Due to changes in fabrics including styles, patterns, colors and dye lots, Performance cannot guarantee that when replacing or repairing a chair that fabrics will match. This warranty does not cover labor or shipping costs incurred to repair or replace the chair.

Spice! Drafting Series



Spice! Drafting Chair

Model No. 7851
Features metal foot ring and base. Adjustable seat height 26"-36". Stocked in Black.
List \$375


A B



Optional

Height/Width Adjustable Arms
Model No. 311AK List \$80

S



Chairmats

Good

128051	30" x 48" Rectangular - Beveled Edge	\$77	Special order
128053	45" x 53" With Lip - Crystal Edge	\$67	Special order
128351	46" x 60" Rectangular - Beveled Edge	\$113	Special order

Better

122153	45" x 53" With Lip - Crystal Edge	\$91	Stocked
122151	45" x 53" Rectangular - Bevel Edge	\$120	Special Order
122351	46" x 60" Rectangular - Bevel Edge	\$137	Stocked
122456	48" x 72" Rectangular - Bevel Edge	\$209	Stocked
122751	60" x 72" Rectangular - Bevel Edge	\$240	Stocked
122851	60" x 96" Rectangular - Bevel Edge	\$319	Special Order

Best

124151	45" x 53" Rectangular - Bevel Edge	\$150	Special Order
124376	46" x 60" Rectangular - Bevel Edge	\$176	Special Order
124451	48" x 72" Rectangular - Bevel Edge	\$324	Special Order

Hardwood Floor

132101	45" x 53" Rectangular - Straight Edge	\$101	Special Order
------------------	---	-------	---------------

Custom Cut Chairmats
available, please contact your sales associate for details.



Prism Series

The Prism is unsurpassed at providing quality, comfort and support, all at a price that can't be beat. Features High-Density molded foam seat and back cushions, multi-curved backrest and ratchet back height adjustment. Greenguard Certified. Limited Lifetime Warranty.



Prism Articulating Task Chair
Model No. 3602
Stocked in Black Fabric.
List \$339
A B J L

Optional
Height/Width Adjustable Arms
S Model No. 311AK List \$80

Stool Kit
Model No. 100SK List \$60

Industrial Lab Series

Easy to clean, heavy duty lab chair. Greenguard Certified. Limited Lifetime Warranty.



Industrial Lab Chair
Model No. 235
Heavy duty and easy to clean. Stocked in Black.
List \$358
A B J L

Optional
Stool Kit
Model No. 100SK List \$60

Comformesh Series

Breathable mesh back and contoured seat make the Comformesh series a top choice for comfort and value. Features molded foam seat and ratchet back height adjustment. Greenguard Certified. Limited Lifetime Warranty.



Comformesh Task Chair
Model No. 7301
Stocked in Black Mesh with Black Fabric.
List \$235
A B L

Optional
Height/Width Adjustable T-Arm
S Model No. 301AK List: \$80

Stool Kit
Model No. 100SK List \$60

Comformatic Series

Features usually found only on much more expensive lines including contoured seat and back made from durable molded foam make the Comformatic series a remarkable value. Greenguard Certified. Limited Lifetime Warranty.



Comformatic Task Chair
Model No. 3501
Stocked in Black, Grey and Navy Fabric.
List \$220
A B L

Optional
Height/Width Adjustable T-Arm
S Model No. 301AK List: \$80

Stool Kit
Model No. 100SK List \$60

Guest Seating

Contemporary guest seating with a modern flair is perfect for guest, lobby and educational environments. Coordinates with all Performance seating. Limited Lifetime Warranty.



Sleek Stacking Chair
 Model No. 2904TG
 Stocked in Black Fabric
 with Titanium Frame.
 List \$232



Sleek Cafe Chair
 Model No. 2994
 Stocked in Black Fabric
 with Black Frame
 (non-stacking).
 List \$262



Stackable Guest Chair
 Model No. 3128
 Stocked in Black Mesh Back
 with Black Fabric Seat.
 List \$190

Optional Casters
 Model No. 27/28
 List \$16



**Ashton Guest Chair
 Sled Base**
 Model No. 2708
 Stocked in Black Fabric
 List \$195



**Ashton Leather
 Guest Chair Sled Base**
 Model No. 2748
 Stocked in Black
 Bonded Leather.
 List \$224



**Tempest Leather Guest
 Chair Sled Base**
 Model No. 6028
 Stocked in Black Leather.
 List \$297



Regal Stackable Guest Seating

Whether you are outfitting an office, church or auditorium, the Regal Series is a great solution at a competitive price. All Regal Guest Seating is Greenguard Certified to ensure a healthy workplace and comes with a Limited Lifetime Warranty.



Regal Stackable Guest Chair
Model No. 2820G
Stocked in Black Fabric.
List \$195

Regal Stackable Guest Chair with Casters
Model No. 2820G/27/28
Stocked in Black Fabric.
List \$211



Regal Stackable Guest Chair with Arms
Model No. 2804G
Stocked in Black Fabric.
List \$215



Regal Stackable Guest Chair with Arms & Casters
Model No. 2804G/27/28
Stocked in Black Fabric.
List \$231

Arc Heavy Duty Stacking Chairs

The Arc Stacking Chair Series has a range of heavy duty models to address your stacking chair needs. Whether you are outfitting an auditorium, dining room or classroom, Arc is the ideal solution for your stacking chair needs. All Arc stacking chairs are made with heavy duty materials and built to be both comfortable and durable. Greenguard Certified. Limited Lifetime Warranty.



Arc Stackable Guest Chair with Arms
Model No. 2894TG
Stocked in Black with Charcoal Frame.
List \$197



Arc Stackable Guest Chair with Casters
Model No. 2794TG/27/28
Stocked in Black with Charcoal Frame.
List \$201



Arc Stackable Guest Chair
Model No. 2794TG
Stocked in Black with Charcoal Frame.
List \$185



Arc Stackable Guest Chair with Arms with Casters
Model No. 2894TG/27/28
Stocked in Black with Charcoal Frame.
List \$213



Designer Nesting and Stacking Chairs

Our Nesting chairs and Stacking chairs are a great space-saving solution for boardrooms and classrooms. In addition to their contemporary look, they are built with quality materials, and are made to last. Greenguard Certified. Limited Lifetime Warranty.



CoolMesh Nesting Chair

Model No. 7794T
 Stocked in Black Mesh
 with Black Fabric Seat
 List \$335



Agenda Nesting Chair

Model No. 3094T
 Stocked in Black Plastic Back
 with Black Fabric Seat.
 List \$270



Sensor Nesting Guest Chair

Model No. 2094
 Available in Black Fabric
 Mesh with Black Fabric Seat
 on Chrome Frame.
 List \$450



Spice! Guest Chair

Model No. 7804TG
 Stocked in Black Mesh Back
 with Black Fabric Seat.
 List \$265



Spice! Guest Chair with Casters

Model No. 7804TG/27/28
 Stocked in Black Mesh
 Back with Black Fabric Seat.
 List \$281

Stacking and Bar Height Chairs

Multi-purpose stackable seating that is both versatile and economical, Budget Stacking Chairs are an ideal solution for offices, meeting rooms or dining areas. Choose from the series that best suits your needs. All Performance stacking chairs are of heavy duty construction and built to be both functional and comfortable.



Alpha Stacking Chair Sled Base

Model No. 3070
Stocked in Black Fabric
with Chrome Frame.
List \$155

Alpha Chair Cart (not shown)

Model No. 2700D
Holds 20-25 chairs
List \$90



Agenda Designer Polypropylene Stacking Chair

Model No. 3050TQ
Stocked in Black,
Navy & Grey on
Chrome Frame.
List \$110



Agenda 4-Wheel Dolly

Model No. 3050D
Holds 20-25 3050TQ
chairs. List \$90



Agenda Designer Polypropylene Bar Height Chair

Model No. 3055BLACK
Available in Black on
Chrome Frame. (non stacking)
List \$129



Sleek Cafe Chair

Model No. 2994
Stocked in Black Fabric
with Black Frame
(non-stacking).
List \$262



Delta Stacking Chair

Model No. 2610KD
Stocked in Black Fabric
List \$134



Stacking & Folding Chairs

Performance folding chairs are designed with strength and durability in mind. All feature reinforced tubular steel frame with powder coat metal finish, non-marring floor glides and fold flat for easy handling and storage.



Steel Folding Chair with Padded Seat and Plastic Back
 Model No. 1321T
 Stocked in Black Fabric Seat with Charcoal Frame.
 List \$90



Folding Chair Dolly
 Model No. 1300D
 Holds up to 32
 Model #1321 chairs.
 List \$290

Double hinge and brace provide additional reinforcement for years of trouble free use.



Steel Folding Chair
 Model No. 1621
 Stocked in Grey.
 List \$51



Folding Chair Cart for 1621 Chairs
 Model No. FCDRA51
 Holds 72 Chairs
 List \$483



Banquet Upholstered Stack Chair
 Model No. 3810
 All Steel Construction.
 Stocked in Black Fabric with Black Frame.
 List \$115



Multi-Purpose Polypropylene Stacking Chair
 Model No. 2406
 Stocked in Black
 List \$85



2406 Dolly
 Model No. 2400D
 Holds 15-20 chairs
 List \$90



Folding Tables

Performance folding tables are constructed of high-density plastic. Lightweight but remarkably solid and durable. Steel rails underneath provide strength and plastic top will not chip or crack. Great for indoor or outdoor applications.



Features

- Up to 50% lighter than standard tables
- Durable polyethylene top that resists chipping and cracking
- All-Weather construction for indoor or outdoor use
- Steel-reinforced channel supports length of table
- Fully assembled

Folding Tables:

A. Model No. FBM2448	48"W x 24"D x 29"H	List \$109
B. Model No. FBM1872	72"W x 18"D x 29"H	List \$159
C. Model No. FBM3060	60"W x 30"D x 29"H	List \$143
D. Model No. FBM3072	72"W x 30"D x 29"H	List \$161
E. Model No. FBM3096	96"W x 30"D x 29"H	List \$235
F. Model No. FBM60R	60" Diameter x 29"H	List \$274
G. Model No. FBM48R*	48" Diameter x 29"H	List \$185

* Special Order - minimum quantities may apply



72" Table Truck
Model No. FTD3501
List \$445



Round Table Dolly
Model No. RA106A
Holds 13-16 round folding tables
List \$425



18" Chair
SOZU418
List: \$208



15" Chair
SOZU415
List: \$188

13" Chair
SOZU413
List: \$180

10" Chair
SOZU410
List: \$180

Zuma® Series

Combines ergonomic support and environmentally responsible construction. Fun, attractive styling.



18" Chair
SON918
List: \$144



16" Chair
SON916
List: \$137

14" Chair
SON914
List: \$127

12" Chair
SON912
List: \$127

Metaphor Series

Provides a gentle lumbar support, relieved seat area and waterfall front edge for comfort. Concealed six-rivet seat attachment that is slip resistant. Stacks 12 high in a truly vertical stack.



18" Chair
SOAN18
List: \$157



16" Chair
SOAN16
List: \$129

14" Chair
SOAN14
List: \$123

12" Chair
SOAN12
List: \$123



I.Q.® Sled Base

Tubular steel frame supports entire plastic shell. Provides a contoured backrest with lumbar support, concave seat and waterfall front that is easy on the legs.

17 1/2" Chair, Sled Base
SO264617
List: \$251


*Also available in a 4-legged version.

Analogy™ Series

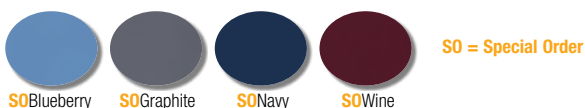
With an ergonomically contoured shell and an extensive range of seating choices for K-12 schools, the new Analogy™ Series offers educators yet another high value Virco classroom furniture solution.

Special Order - Colors Available:

Zuma, Metaphor, Analogy & Sage Series - Soft Plastic Seat Colors:



I.Q. Series - Soft Plastic Seat Colors



SO = Special Order



18" Chair Desk
SOSG418TAFBR
List: \$610



18" Chair
SOSG418
List: \$240

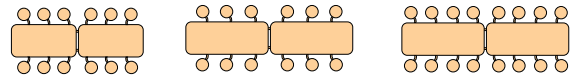
Sage™ Series

Virco's Sage™ Series combines a large, comfortably sculpted shell with a supportive backrest to provide outstanding furniture solutions for adult education venues and high school settings.

All items on this page available by Special Order.

Mobile Bench/Stool Tables


Specially designed torsion bars help you fold and unfold our stool and bench tables quickly and smoothly. Heavy-duty wheel assemblies facilitate transportation. These tables also have up-lock and down-lock mechanisms and are UL listed. Thanks to these features, set-up and tear-down are greatly simplified.




Stool Models	Seat Height	Stools	Table Height	Top Size	List
S0MTS17291012	17"	12	29"	30" x 120"	\$3693
S0MTS15271212	15"	12	27"	30" x 144"	\$3873
S0MTS17291212	17"	12	29"	30" x 144"	\$3873
S0MTS15271216	15"	16	27"	30" x 144"	\$4119

Special Order - Colors & Frame Finishes Available:

Plastic Seat Colors



Laminate Finishes/Banding:



Frame



Round Bench Models	Bench Height	Benches	Table Height	Top Size	List
S0MTB017295	17"	4	29"	77" x 81"	\$4066

S0 = Special Order

Text® Series

Virco's GREENGUARD® certified TEXT® tables for classrooms, computer labs, seminar settings and related environments combine proven Virco construction with elliptical legs, swooping yokes and arched feet for exceptional elegance. Designed by the award-winning team of Peter Glass and Bob Mills, TEXT effectively balances price, performance and style. Virco also carries a selection of TEXT tilt-top tables for multi-purpose environments that require variable furniture set-ups. Vertically folding work surfaces enable space-saving storage; casters are standard for easier mobility. When it comes to providing versatile table solutions, TEXT gets the message!

Fixed Height Table

S0TS20728Y30
List: \$653



Fixed Height Tilt Top Table

S0TT2060730
List: \$1197



Adjustable Height Table

S0TS24727TADJGR2/TLCASTOR/TMOD72
List: \$947



All items on this page available by Special Order.



Table Tops & Bases

Performance Table Tops are constructed using the highest quality thermally fused Melamine Laminates and edged with 3 mil PVC Tough Edge providing unparalleled durability and beauty.

Available Finishes



*Maple not stocked in all locations please call for availability.

A. Round Table Tops:

PLT 36R - 36" Round Top	List \$173
PLT 42R - 42" Round Top	List \$262
PLT 48R - 48" Round Top	List \$284

B. Black Cross Bases

PLTXBM33 - 33" Spread / 29"H Fits 42" and 48" Round Tops.	List \$187
PLTXBM24 - 24" Spread / 29"H Fits 36" Round Tops.	List \$179
PLTXBM3341 - 33" Spread / 41"H Fits all 36R & 42R Tops for Cafe Style Table	List \$213

C. Chrome Cross Bases


PLTXBM33CHROME - 33" Spread / 29"H Fits 42" and 48" Round Tops.	List \$213
PLTXBM24CHROME - 24" Spread / 29"H Fits 36" Round Tops.	List \$205
PLTXBM3341CHROME - 33" Spread / 41"H Fits all 36R & 42R Tops for Cafe Style Table	List \$240

D. Black T-Leg Bases

PLT-TLEG24 - 20" Table Leg / 29"H For Flextables (See page 28)	List \$130
PLT-TLEG30 - 26" Table Leg / 29"H For Flextables (See page 28)	List \$144

E. Post Legs – In Black or Silver

PLTLEGP Post Legs in Black or Silver	List \$112/pair
--------------------------------------	-----------------



Caster Set

PLTCS - for PLT-TLEG24 & 30
(1 locking/1 standard for TLeg)
List \$10





Classic Laminate Bookcases

Features commercial grade laminated shelving and finished solid back for heavy duty use. Ready to assemble. Greenguard Certified.



71" High Bookcase With Doors

Model No. PL156-BCDK
4 Adjustable Shelves,
1 Fixed Shelf
32"W x 14"D x 71"H
List \$462

30" High Bookcase With Doors

Model No. PL154-BCDK
1 Adjustable Shelf
32"W x 14"D x 30"H
List \$285

See Pages 4 - 14
for matching
Classic Laminate
Products.



30" High Bookcase

Model No. PL154
1 Adjustable Shelf
32"W x 14"D x 30"H
List \$173


48" High Bookcase

Model No. PL155
3 Adjustable Shelves
32"W x 14"D x 48"H
List \$251

71" High Bookcase

Model No. PL156
4 Adjustable Shelves,
1 Fixed Shelf
32"W x 14"D x 71"H
List \$350

Available Finishes



*Maple not stocked in all locations please call for availability.

Classic Laminate Bookcases

Features commercial grade laminated shelving and finished solid back for heavy duty use. Ready to assemble. Greenguard Certified.




See Pages 4 - 14
for matching
Classic Laminate
Products.



Corner Bookcases

PL162 - 15"W x 66"H
List \$330
PL161 - 15"W x 36"H
List \$216
PL160 - 24"W x 29"H
List \$300

Available Finishes



*Maple not stocked in all locations please call for availability.

Signature Veneer Bookcases

Genuine wood veneer bookcases with attractive fluted edge detail. The shelves are 1" thick and are adjustable on 1 1/4" centers. Ready to assemble.

Available Finishes



See Pages 2 - 3 for
matching PV Products.



Distinctive fluted edge
detail made from solid
hardwood



48" High Bookcase

Model No. PV555
3 Adjustable Shelves
32"W x 14"D x 48"H List \$829

71" High Bookcase

Model No. PV556
4 Adjustable Shelves, 1 Fixed Shelf
32"W x 14"D x 71"H List \$995

Not stocked in all
locations. Please call
for availability.

**72" Storage Cabinet**

4 Adjustable shelves
 36"W x 18"D x 72"H
 Model No. PE7236SC
 List \$625

Extra Shelf

Model No. ES3618
 List \$44

Storage Cabinets

- Full height recessed door pull complements the contemporary styling
- 2-point locking system for added security
- Fully adjustable shelves on 2" centers with heavy clips engage welded embossed strips.
- Heavy gauge steel
- Stocked in: Grey and Black

Available Finishes

**40" Storage Cabinet**

1 Adjustable shelf
 36"W x 18"D x 40"H
 Model No. PE4036SC
 List \$438

Extra Shelf

Model No. ES3618
 List \$44

Heavy Duty Muscle Racks

- Heavy duty construction
- Adjustable shelf heights
- Easy assembly
- Available in Black

36" Muscle Rack

36"W x 21"D x 72"H
 Model No. SP213672-4
 List \$241

**48" Muscle Rack**

48"W x 21"D x 72"H
 Model No. SP214872-4
 List \$282

8000 Series Lateral Files

Step up to the plate with the heavy hitting Performance 8000 series lateral files. Features include heavy gauge steel construction, premium hardware and a safety feature which prevents more than one drawer opening at a time. Lock and leveling glides are standard. Backed by the Performance Limited Lifetime Warranty.

- Mechanical innerlock inhibits more than one drawer from opening at a time
- Reinforced, heavy-gauge construction
- Full-width integral pulls
- ANSI / BIFMA approved
- Backed by the Performance Limited Lifetime Warranty

Available Finishes

Black

2 Drawer with Lock – 36"W

36"W x 19 3/4"D x 27 1/2" H Model No. 8362 List \$710

3 Drawer with Lock – 36"W

36"W x 19 3/4"D x 39 5/8" H Model No. 8363 List \$1025

4 Drawer with Lock – 36"W

36"W x 19 3/4"D x 51 1/2" H Model No. 8364 List \$1250

2 Drawer with Lock – 42"W

42"W x 19 3/4"D x 27 1/2" H Model No. 8422 List \$798

3 Drawer with Lock – 42"W

42"W x 19 3/4"D x 39 5/8" H Model No. 8423 List \$1120

4 Drawer with Lock – 42"W

42"W x 19 3/4"D x 51 1/2" H Model No. 8424 List \$1395

Optional Front-to-Back File Bars


(sold individually) Model No. 8000FB List \$13



Classic Laminate Lateral Files

- 3 mil PVC Tough Edge on all exposed edges
- Choice of 6 laminate finishes
- Top quality Steel Ball Bearing Drawer Slides
- Flared drawer pulls for an enhanced look
- Core removable locks
- Accommodates letter & legal files.

Available Finishes



*Maple not stocked in all locations please call for availability.

2-Drawer Lateral File 29"H

with Removable Top

PL112 - 36"W x 22"D List \$582

S0 3-Drawer Lateral File 42"H

PL183 - 36"W x 22"D List \$1340

4-Drawer Lateral File 54"H

PL184 - 36"W x 22"D List \$1524

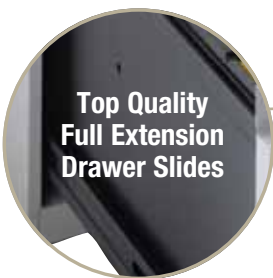


S0 = Special Order

Premium Pedestals

- All drawers on easy rolling ball-bearing suspension
- Heavy gauge steel
- Locking drawers
- Attractive full pull handles
- Double wall fronts
- Full suspension file drawers
- Meets ANSI / BIFMA Specifications
- 15 year limited warranty

Available Finishes



File/File Pedestal
 15"W x 22"D x 26 1/2"H
 Model No. PMPFF
 List \$402



Box/Box/File
 15"W x 22"D x 26 1/2"H
 Model No. PMPBBF
 List \$402

Optional Casters
 Model No. Casters
 List \$23

Locking Mobile File/File Pedestal
 16"W x 22 1/2"D x 28 1/2"H
 Model No. PL149
 List \$432




Locking Mobile Box/Box/File Pedestal
 16"W x 22 1/2"D x 28 1/2"H
 Model No. PL148
 List \$432



Classic Laminate Mobile Pedestals

- 3 mil PVC Tough Edge on all exposed edges
- Choice of 6 laminate finishes
- Top quality Steel Ball Bearing Drawer Slides
- Flared drawer pulls for an enhanced look
- Core removable locks
- Fits under most desks. Accommodates letter & legal files.

Available Finishes



*Maple not stocked in all locations please call for availability.

Handle Options



Black - standard on Cherry, Mahogany, Maple and Honey. Optional on all other finishes. List \$12 each



Nickel - standard on Espresso & Modern Walnut. Optional on all other finishes. List \$12 each



NEW Silver Square Drawer Pulls Optional on all finishes PLPULL-RSI List \$14

Edge Detail



3 mil PVC Tough Edge



Top Quality Drawer Slides



Classic Fireproof Files

31 $\frac{1}{16}$ " Deep - Vertical Files

2 Drawer Letter

S0 Model No. 21831C
17 $\frac{1}{16}$ "W x 27 $\frac{3}{4}$ "H
Weight: 348 lbs
List: \$2555

4 Drawer Letter

S0 Model No. 41831C
17 $\frac{1}{16}$ "W x 52 $\frac{3}{4}$ "H
Weight: 603 lbs
List: \$3900

2 Drawer Legal

S0 Model No. 22131C
20 $\frac{3}{4}$ "W x 27 $\frac{3}{4}$ "H
Weight: 383 lbs
List: \$2630

4 Drawer Legal

Model No. 42131C
20 $\frac{3}{4}$ "W x 52 $\frac{3}{4}$ "H
Weight: 664 lbs
List: \$4005

25" Deep - Vertical Files

2 Drawer Letter

S0 Model No. 21825C
17 $\frac{1}{16}$ "W x 27 $\frac{3}{4}$ "H
Weight: 287 lbs
List: \$2055

4 Drawer Letter

S0 Model No. 41825C
17 $\frac{1}{16}$ "W x 52 $\frac{3}{4}$ "H
Weight: 508 lbs
List: \$3220


2 Drawer Legal

S0 Model No. 22125C
20 $\frac{3}{4}$ "W x 27 $\frac{3}{4}$ "H
Weight: 326 lbs
List: \$2095

4 Drawer Legal

S0 Model No. 42125C
20 $\frac{3}{4}$ "W x 52 $\frac{3}{4}$ "H
Weight: 551 lbs
List: \$3275

Available Finishes



The best case for your worst case scenario.

S0 = Special Order



Turtle® Fireproof Files

22" Deep - Vertical Files

2 Drawer Vertical

Model No. 2R1822C
17 $\frac{1}{16}$ "W x 27 $\frac{3}{4}$ "H
Weight: 251 lbs
List: \$1089

4 Drawer Vertical

Model No. 4R1822C
17 $\frac{1}{16}$ "W x 52 $\frac{3}{4}$ "H
Weight: 435 lbs
List: \$1879

Available Finish



FireKing's Commitment

Free Replacement Guarantee

With our free replacement guarantee, if a FireKing® file cabinet sustains damage while protecting records from fire, we will either repair or replace the part free of charge.

Key Descriptions



All FireKing files are designed to prevent water damage resulting from sprinklers and fire hoses.



UL-Listed High-Security Medeco® Key Lock



Underwriters Laboratories Class 350 1-hour Insulated Records Container.



Underwriters Laboratories Class 125 1 hour specification for Insulated Record Protection Equipment.



Underwriters Laboratories Impact Rating.



Underwriters Laboratories 2000°F Explosion Hazard Rating

FireKing File Warranty

If a mechanical or operable part of the FireKing records container malfunctions or breaks down during normal use, FireKing, will at its option, repair or replace such part FREE for three (3) years from the date of purchase. Associated labor costs for the repair or replacement of these parts will be paid by FireKing (with authorization in advance). In addition, in the event that a FireKing file is damaged in a fire, at any time while in the possession of the original purchaser, FireKing will replace the cabinet free of charge, and ship it freight collect to the original owner.


Available Finish

Parchment

Storage Cabinet (Pictured)

SO Model No. CF7236-D
 36"W x 19 1/4"D 72"H
 Weight: 892 lbs
 List: \$4960

Storage Cabinet (Not Pictured)

SO Model No. CF4436-D
 36"W x 19 1/4"D 44"H
 Weight: 620 lbs
 List: \$3340

SO = Special Order



UL 1 Hour Storage Cabinets

Designed to protect oversized documents, binders, and other valuable items. Carries the U.L. Class 350 1 Hour Insulated Record Container Rating. 72" High Cabinet has 4 adjustable shelves, 44" High Cabinet comes with 2 adjustable shelves. High Security Medeco Key Lock, ensuring resistance to picking and drilling.

Insulated Lateral Fireproof Files

Accommodates both legal and letter size files. 44" wide available by special order, call your representative for details.

Available Finishes

Black

Parchment

22" Deep 2 Drawer Lateral File

SO Model No. 23822C
 37 1/2"W x 27 3/4"H
 Weight: 532 lbs
 List: \$4230

22" Deep 4 Drawer Lateral File

Model No. 43822C
 37 1/2"W x 52 3/4"H
 Weight: 907 lbs
 List: \$6160



SO = Special Order


0.6 Cubic Feet - Letter/A4 Size

SO Model No. SS106

- Chest holds letter/A4 hanging file folders, CD/DVD, flash drives and portable hard drives
- UL Class 350 30-minute fire rating
- Waterproof 48-hours
- 16"W x 12.5"D x 13"H
- Weight: 51.1 lbs
- List: \$229

SO = Special Order


0.38 Cubic Feet - Letter/Legal

SO Model No. SS104

- Chest holds letter/legal sized documents, CD/DVD, flash drives and portable hard drives
- UL Class 350 1-hour fire rating
- Waterproof 48-hours
- 19.9"W x 17"D x 7.3"H
- Weight: 55.9 lbs
- List: \$239


0.15 Cubic Feet - #10 Envelopes

SO Model No. SS102

- Chest holds #10 envelopes, folded documents, CD/DVD, flash drives and portable hard drives
- UL Class 350 30-minute fire rating
- Waterproof 48-hours
- 12"W x 9.8"D x 7.3"H
- Weight: 20.4 lbs
- List: \$99

Many other sizes, configurations and finishes are available. Contact your sales representative for details.